

**Manpower
Employment
Outlook Survey
Ireland**

**Q1
2016**



ManpowerGroup™

Ireland Employment Outlook

The Manpower Employment Outlook Survey for the first quarter 2016 was conducted by interviewing a representative sample of 620 employers in Ireland. All survey participants were asked, “How do you anticipate total employment at your location to change in the three months to the end of March 2016 as compared to the current quarter?”

Contents

Country Employment Outlook	1
Organisation-Size Comparisons	
Regional Comparisons	
Sector Comparisons	
Global Employment Outlook	13
International Comparisons – EMEA	
International Comparisons – Asia Pacific	
International Comparisons – Americas	
About the Survey	30
About ManpowerGroup™	31

Ireland Employment Outlook

	Increase	Decrease	No Change	Don't Know	Net Employment Outlook	Seasonally Adjusted
	%	%	%	%	%	%
Jan-Mar 2016	10	3	85	2	7	8
Oct-Dec 2015	6	4	88	2	2	5
July-Sep 2015	11	3	86	0	8	6
Apr-June 2015	10	2	87	1	8	5
Jan-Mar 2015	9	2	89	0	7	8



Irish employers report encouraging signs for job seekers in the forthcoming quarter. With 10% of employers expecting to increase staffing levels, 3% anticipating a decrease and 85% forecasting no change, the resulting Net Employment Outlook is +7%.

Once the data is adjusted to allow for seasonal variation, the Outlook stands at +8%. Hiring prospects are 3 percentage points stronger when compared with the previous quarter while remaining unchanged year-over-year.

Throughout this report, we use the term “Net Employment Outlook.” This figure is derived by taking the percentage of employers anticipating total employment to increase and subtracting from this the percentage expecting to see a decrease in employment at their location in the next quarter. The result of this calculation is the Net Employment Outlook.

From this point forward, all data discussed in the commentary is seasonally adjusted, unless stated otherwise.

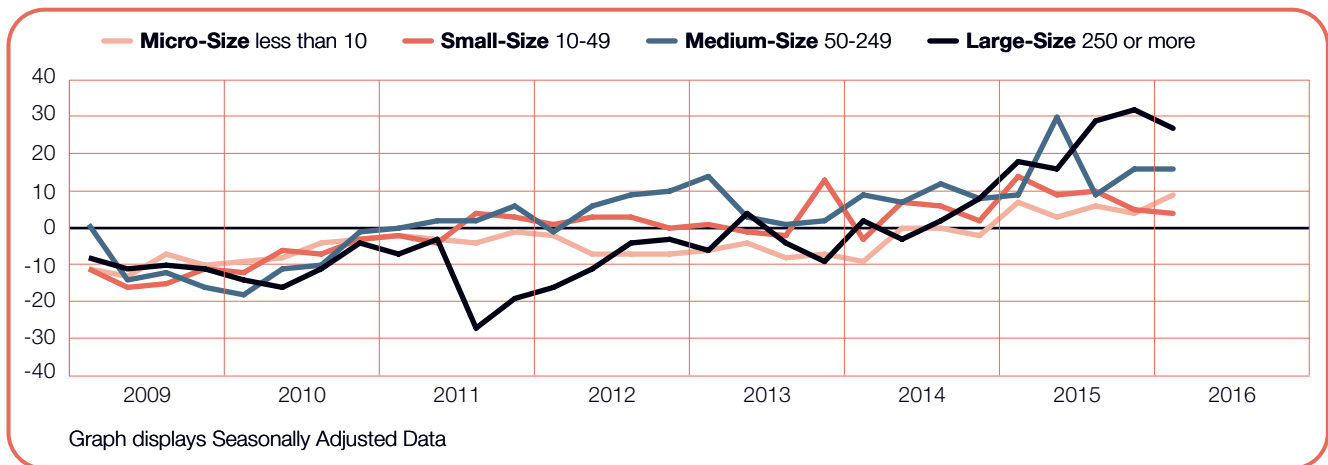
Organisation-Size Comparisons

Participating employers are categorized into one of four organization sizes: Micro businesses have less than 10 employees; Small businesses have 10-49 employees; Medium businesses have 50-249 employees; and Large businesses have 250 or more employees.

Payroll gains are anticipated by employers in all four organization size categories during the next three months. Large employers forecast the strongest hiring activity with a healthy Net Employment Outlook of +27%. Employers in Medium-size firms anticipate an upbeat hiring pace with an Outlook of +16%, while Outlooks of +9% and +4% are reported by Micro and Small-size employers, respectively.

When compared with the previous quarter, hiring intentions are 5 percentage points weaker for Large employers while improving by 5 percentage points for Micro employers. Meanwhile, the Outlook for Small firms remains relatively stable and Medium employers report no change.

Year-over-year, Outlooks improve by 9 and 7 percentage points for Large and Medium-size organizations, respectively. Micro employers report a slight increase of 2 percentage points, but the Outlook for Small employers is 10 percentage points weaker.



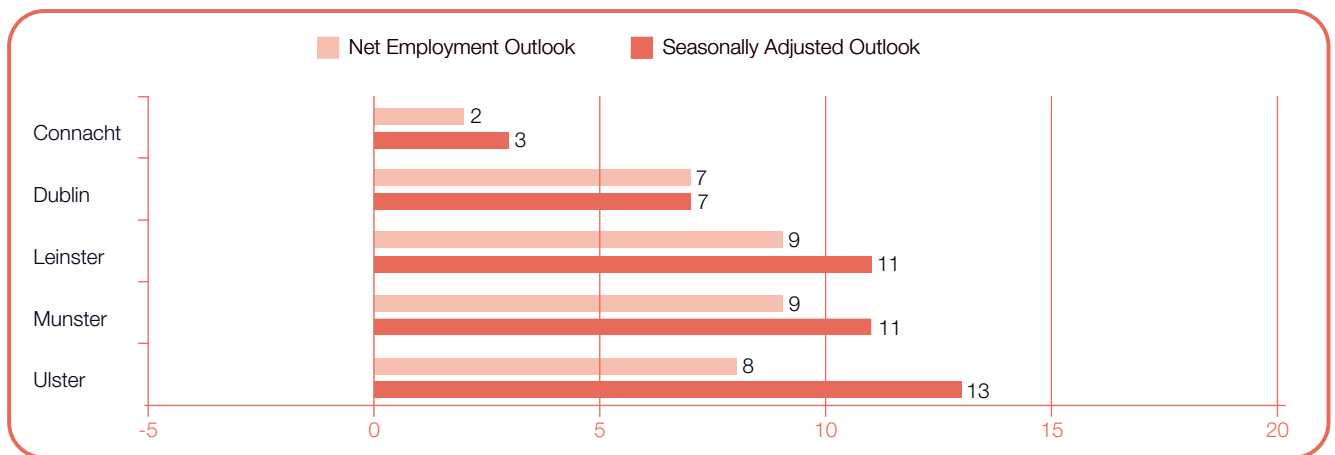
Regional Comparisons

Payrolls are forecast to grow in all five regions during the January-March period. Ulster employers report the strongest hiring intentions with a Net Employment Outlook of +13%, while respectable job gains are anticipated in both Leinster and Munster, with Outlooks of +11%. In Dublin, employers expect some hiring opportunities, reporting an Outlook of +7%, while the Outlook for Connaught stands at +3%.

When compared with the previous quarter, employers in four of the five regions report stronger hiring plans.

Leinster employers report the most noteworthy improvement of 10 percentage points, while increases of 6 and 3 percentage points are reported in Munster and Dublin, respectively. Meanwhile, Connaught employers report a decline of 3 percentage points.

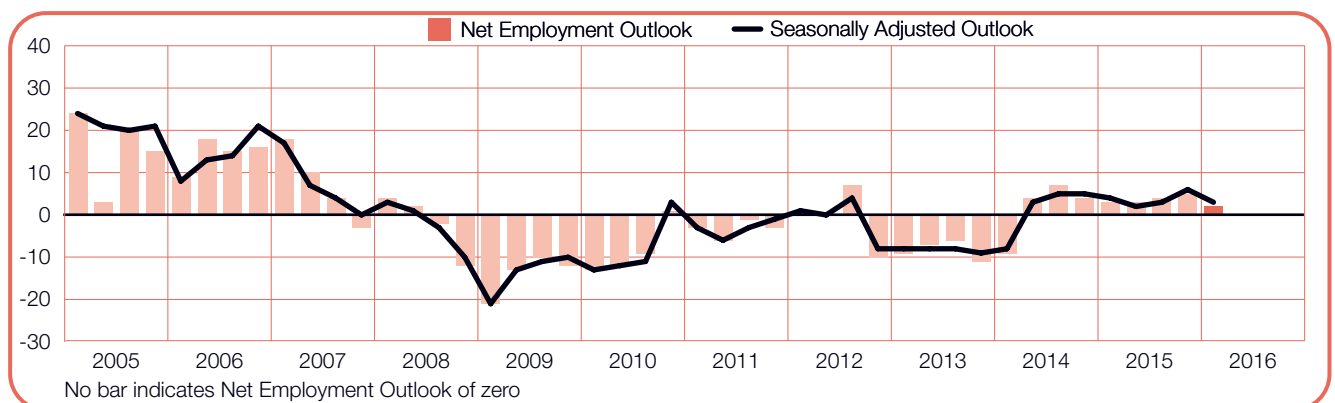
Year-over-year, the Outlook for Munster strengthens by 5 percentage points while Ulster employers report a decline of 2 percentage points. Elsewhere, hiring prospects remain relatively stable or are unchanged.



+2 (+3)%

Connaught

Job seekers can expect a modest hiring pace in Q1 2016, according to employers who report a Net Employment Outlook of +3%. Hiring intentions are 3 percentage points weaker quarter-over-quarter but remain relatively stable year-over-year.



+7 (+7)%

Dublin

Employers report encouraging signs for job seekers in the forthcoming quarter. The Net Employment Outlook stands at +7%, and is 3 percentage points stronger when compared with Q4 2015. Year-over-year, employers report no change.



-9 (+11)%

Leinster

The strongest labour market since Q2 2007 is expected during the next three months, with employers reporting a respectable Net Employment Outlook of +11%. The Outlook improves by a considerable margin of 10 percentage points when compared with the previous quarter while remaining relatively stable year-over-year.



+9 (+11)%

Munster

A steady hiring pace is forecast for the January-March time frame with employers reporting a Net Employment Outlook of +11%. Hiring intentions are 6 percentage points stronger quarter-over-quarter and improve by 5 percentage points year-over-year.



+8 (+13)%

Ulster

Employers expect the favorable hiring climate to continue in the coming quarter, reporting a Net Employment Outlook of +13%. Hiring prospects remain relatively stable when compared with the previous quarter but decline by 2 percentage points year-over-year.



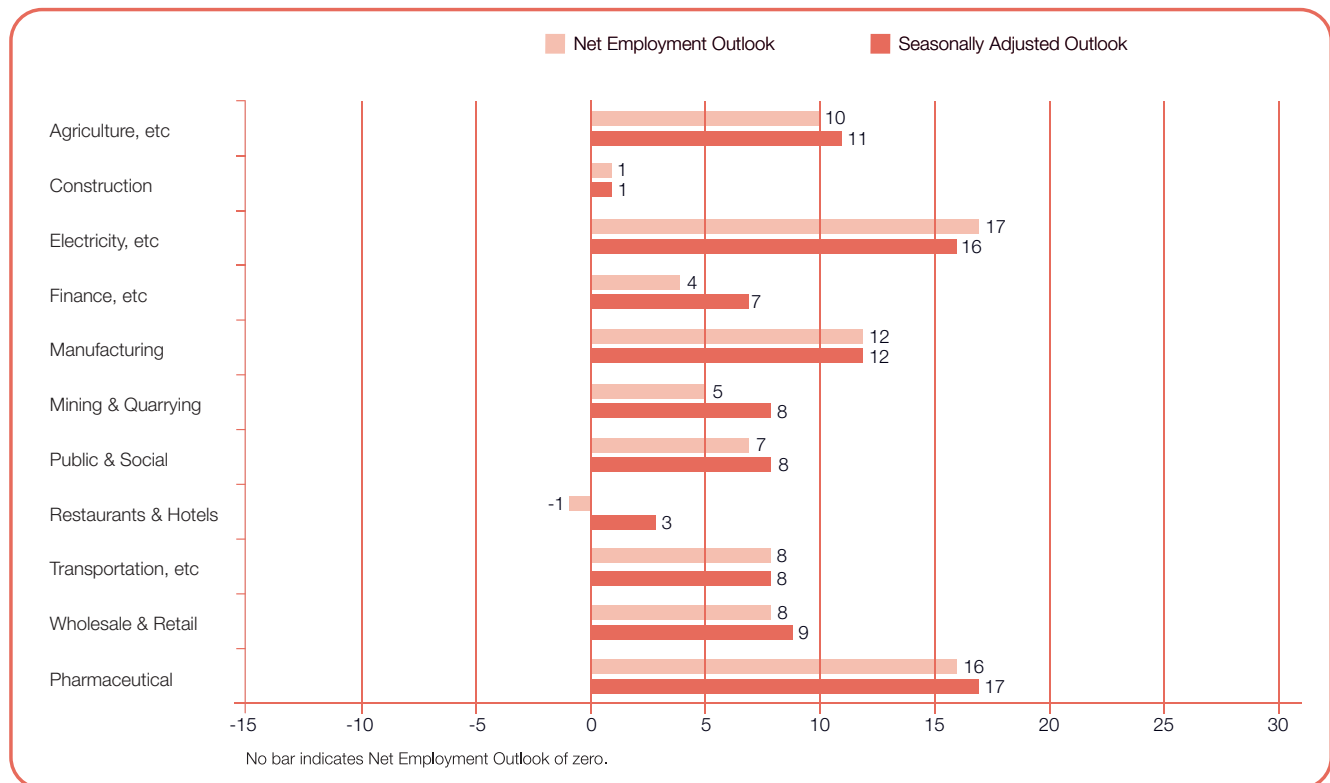
Sector Comparisons

Staffing levels are forecast to increase in all 11 industry sectors during the coming quarter. The strongest labour markets are anticipated in the Pharmaceutical sector and the Electricity, Gas & Water sector, where Net Employment Outlooks stand at +17% and +16%, respectively. Steady job growth is also expected by Manufacturing sector employers who report an Outlook of +12%, and by Agriculture, Forestry & Fishing sector employers, with an Outlook of +11%. Elsewhere, Wholesale & Retail Trade sector employers report a cautiously optimistic Outlook of +9% and Outlooks of +8% are reported in three sectors – the Mining & Quarrying sector, the Public & Social sector and the Transport, Storage & Communication sector. Meanwhile, the softest labour market is forecast by Construction sector employers with an Outlook of +1%.

Quarter-over-quarter, employers in nine of the 11 industry sectors report stronger hiring prospects. The most notable improvement of 12 percentage points is reported in the Manufacturing sector, while

Outlooks are 9 percentage points stronger in both the Restaurants & Hotels sector and the Pharmaceutical sector. Employers report increases of 6 percentage points in both the Electricity, Gas & Water sector and the Wholesale & Retail Trade sector. However, hiring plans weaken in two sectors including the Transport, Storage & Communication sector, with a decline of 4 percentage points.

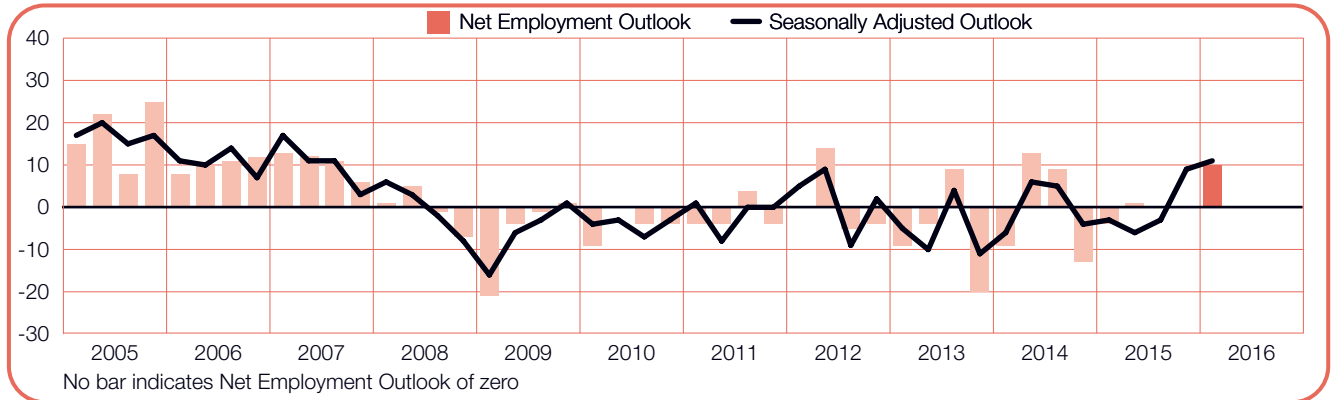
When compared with Q1 2015, Outlooks improve in six of the 11 industry sectors. Agriculture, Forestry & Fishing sector employers report the most noteworthy increase of 14 percentage points, while Outlooks are 7 percentage points stronger in both the Manufacturing sector and the Mining & Quarrying sector. Meanwhile, hiring intentions weaken in five sectors including the Restaurants & Hotels sector, where employers report a steep decline of 23 percentage points. Considerable decreases of 11 and 9 percentage points are reported in the Outlooks for the Construction sector and the Transport, Storage & Communication sector, respectively.



+10 (+11)%

Agriculture, Forestry & Fishing

The strongest hiring pace since Q3 2007 is anticipated in the coming quarter, with employers reporting a Net Employment Outlook of +11%. Hiring prospects improve by 2 percentage points when compared with the previous quarter, while employers report a considerable year-over-year increase of 14 percentage points.



+1 (+1)%

Construction

Job seekers can expect a subdued labour market in Q1 2016, according to employers who report a Net Employment Outlook of +1%. The Outlook is 5 percentage points stronger quarter-over-quarter, but declines by 11 percentage points when compared with Q1 2015.



+17 (+16)%

Electricity, Gas & Water

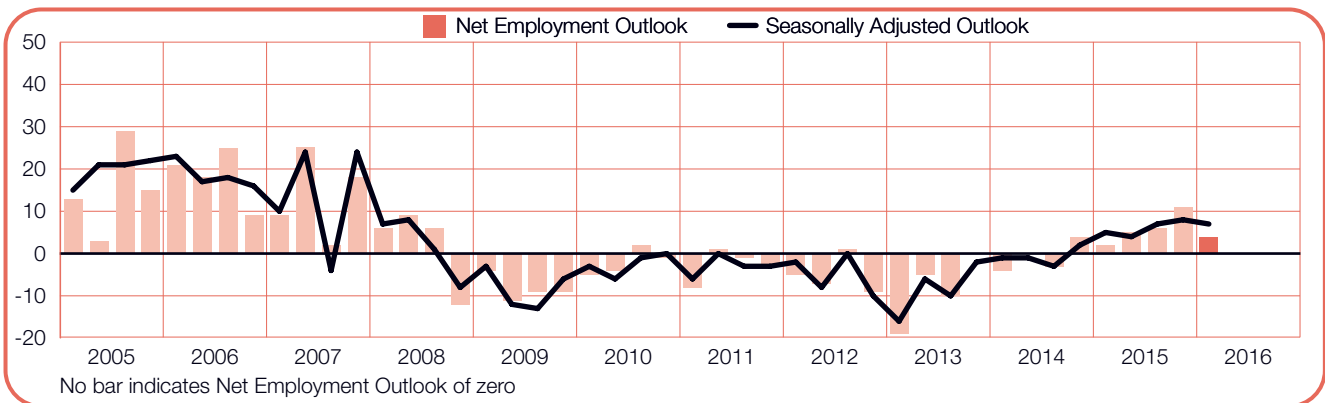
Reporting a Net Employment Outlook of +16%, employers forecast upbeat hiring activity during the next three months. Hiring intentions are 6 percentage points stronger when compared with the previous quarter and remain relatively stable year-over-year.



+4 (+7)%

Finance, Insurance, Real Estate & Business Services

Some hiring opportunities are forecast for the January-March time frame, with employers reporting a Net Employment Outlook of +7%. Hiring prospects remain relatively stable quarter-over-quarter and improve by 2 percentage points year-over-year.



+12 (+12)%

Manufacturing

Employers anticipate the strongest hiring pace since Q1 2008 during the coming quarter, reporting a Net Employment Outlook of +12%. Hiring plans are 12 percentage points stronger when compared with the previous quarter and improve by 7 percentage points year-over-year.



+5 (+8)%

Mining & Quarrying

Job seekers can expect a cautiously optimistic hiring climate in Q1 2016 with employers reporting a Net Employment Outlook of +8%. The Outlook improves both quarter-over-quarter and year-over-year, increasing by 2 and 7 percentage points, respectively.



+7 (+8)%

Public & Social

With a Net Employment Outlook of +8%, employers forecast moderate payroll gains during the upcoming quarter. Hiring intentions are 3 percentage points stronger both quarter-over-quarter and year-over-year.



-1 (+3)%

Restaurant & Hotels

A modest increase in staffing levels is anticipated by employers for the January-March time frame. The Net Employment Outlook stands at +3%, improving by 9 percentage points when compared with the previous quarter. However, the Outlook declines by a steep margin of 23 percentage points year-over-year.



+8 (+8)%

Transport, Storage & Communication

A fair hiring climate is forecast for the next three months, with employers reporting a Net Employment Outlook of +8%. However, hiring prospects decline by 4 percentage points quarter-over-quarter and are 9 percentage points weaker year-over-year.



+8 (+9)%

Wholesale & Retail Trade

Employers report cautiously optimistic hiring plans for Q1 2016 with a Net Employment Outlook of +9%. The Outlook is 6 percentage points stronger when compared with the previous quarter but declines by 2 percentage points year-over-year.



+16 (+17)%

Pharmaceutical

Steady payroll gains are expected during the coming quarter, with employers reporting a Net Employment Outlook of +17%. Hiring intentions improve by a considerable margin of 9 percentage points quarter-over-quarter, but are 7 percentage points weaker year-over-year.

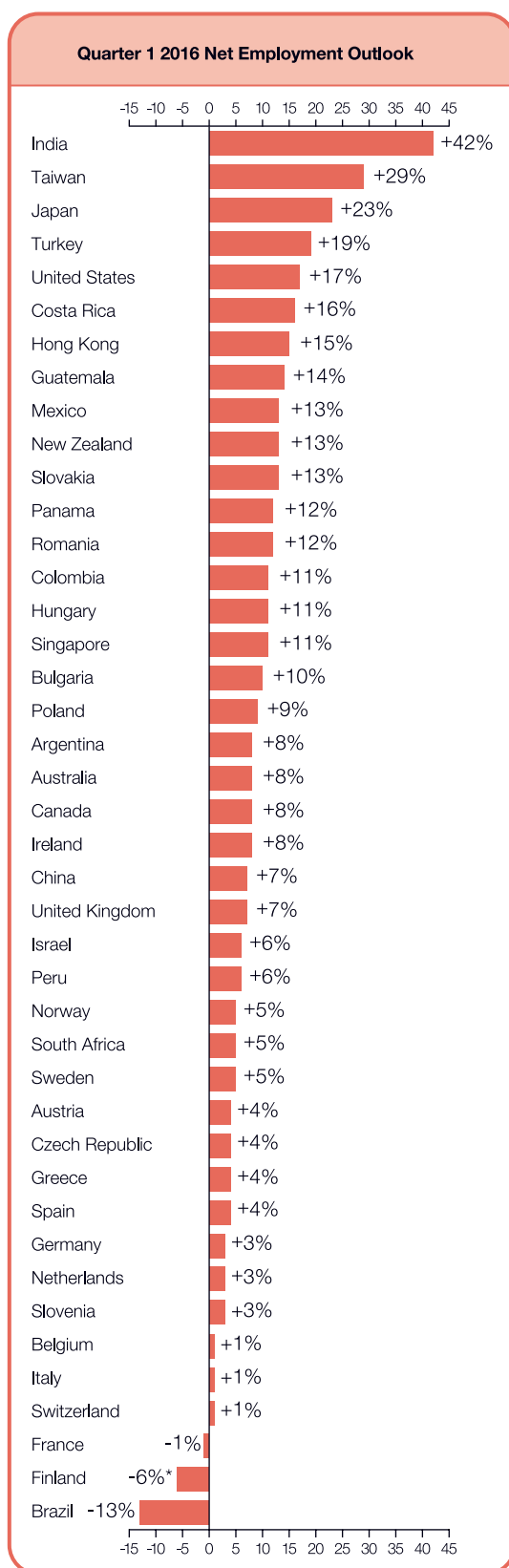


Global Employment Outlook

	Quarter 1 2016	Qtr on Qtr Change Q4 2015 to Q1 2016	Yr on Yr Change Q1 2015 to Q1 2016
	%		
Americas			
Argentina	8 (8) ¹	4 (2) ¹	5 (5) ¹
Brazil	-10 (-13) ¹	4 (-4) ¹	-16 (-18) ¹
Canada	2 (8) ¹	0 (2) ¹	-2 (-2) ¹
Colombia	10 (11) ¹	-3 (-1) ¹	-5 (-5) ¹
Costa Rica	16 (16) ¹	3 (3) ¹	6 (8) ¹
Guatemala	15 (14) ¹	2 (3) ¹	6 (6) ¹
Mexico	11 (13) ¹	-2 (0) ¹	1 (1) ¹
Panama	11 (12) ¹	0 (3) ¹	-7 (-7) ¹
Peru	8 (6) ¹	1 (-4) ¹	-7 (-7) ¹
United States	14 (17) ¹	-1 (-1) ¹	1 (1) ¹

Asia Pacific			
Australia	8 (8) ¹	1 (1) ¹	1 (1) ¹
China	7 (7) ¹	2 (2) ¹	-3 (-4) ¹
Hong Kong	15 (15) ¹	-1 (0) ¹	0 (0) ¹
India	40 (42) ¹	0 (1) ¹	-1 (-1) ¹
Japan	21 (23) ¹	2 (0) ¹	3 (3) ¹
New Zealand	11 (13) ¹	-1 (1) ¹	-14 (-14) ¹
Singapore	9 (11) ¹	-4 (-1) ¹	-7 (-7) ¹
Taiwan	21 (29) ¹	-14 (-6) ¹	-16 (-15) ¹

EMEA†			
Austria	0 (4) ¹	-1 (3) ¹	-1 (-1) ¹
Belgium	1 (1) ¹	-1 (-1) ¹	-1 (-1) ¹
Bulgaria	5 (10) ¹	0 (0) ¹	0 (0) ¹
Czech Republic	0 (4) ¹	-1 (2) ¹	-1 (1) ¹
Finland	-6	-5	2
France	-2 (-1) ¹	0 (1) ¹	-5 (-5) ¹
Germany	0 (3) ¹	-6 (-2) ¹	-2 (-2) ¹
Greece	0 (4) ¹	13 (11) ¹	-4 (-4) ¹
Hungary	9 (11) ¹	-1 (0) ¹	4 (4) ¹
Ireland	7 (8)¹	5 (3)¹	0 (0)¹
Israel	5 (6) ¹	-3 (-3) ¹	-2 (-2) ¹
Italy	-1 (1) ¹	6 (4) ¹	6 (6) ¹
Netherlands	3 (3) ¹	2 (2) ¹	7 (6) ¹
Norway	4 (5) ¹	3 (3) ¹	3 (2) ¹
Poland	5 (9) ¹	-1 (2) ¹	4 (4) ¹
Romania	1 (12) ¹	-7 (-1) ¹	0 (2) ¹
Slovakia	10 (13) ¹	3 (5) ¹	7 (7) ¹
Slovenia	0 (3) ¹	-3 (-4) ¹	-5 (-5) ¹
South Africa	7 (5) ¹	1 (-2) ¹	-6 (-6) ¹
Spain	1 (4) ¹	0 (1) ¹	1 (1) ¹
Sweden	4 (5) ¹	-1 (0) ¹	0 (0) ¹
Switzerland	0 (1) ¹	0 (1) ¹	3 (3) ¹
Turkey	11 (19) ¹	0 (4) ¹	-3 (0) ¹
UK	5 (7) ¹	1 (2) ¹	1 (1) ¹



†EMEA – Europe, Middle East and Africa.

* Indicates unadjusted data.

1. Number in parentheses is the Net Employment Outlook when adjusted to remove the impact of seasonal variations in hiring activity. Please note that this data is not available for all countries as a minimum of 17 quarters worth of data is required.

The Manpower Employment Outlook Survey is ManpowerGroup's quarterly index of employer hiring confidence.

ManpowerGroup interviewed over 58,000 employers across 42 countries and territories to forecast labour market activity* in Quarter 1 2016. All participants were asked, "How do you anticipate total employment at your location to change in the three months to the end of March 2016 as compared to the current quarter?"

According to the first-quarter research from ManpowerGroup, employers in 39 of 42 countries and territories intend to add to their payrolls by varying degrees at the start of 2016. However, the survey reveals few trends that signal labour market momentum is building in one direction or another. Opportunities for job seekers are expected to remain similar to those available in the final three months of 2015, and results for the January-March time frame indicate that a small majority of employers are content to either retain current staff or grow payrolls at modest levels while they await more definitive signs in the marketplace.

Employers are encountering some headwinds. For instance, China's slowdown is evidently impacting labour market activity beyond its Asia Pacific neighbours. Depressed demand for raw materials is pushing mining and extraction sector forecasts down across the globe, including in Colombia, Peru and South Africa where sector forecasts are the least optimistic yet reported. What's more, many ManpowerGroup operations corroborate the recent Talent Shortage Survey and report that employers continue to be frustrated by their inability to source specific talents—including IT, engineering and many skilled trades.

Overall, forecasts are mixed in comparison to the Quarter 4 2015 and Quarter 1 2015 surveys; hiring plans improve in 23 of 42 countries and territories when compared quarter-over-quarter, decline in 13, and are unchanged in six. Outlooks strengthen in 19 countries and territories year-over-year, weaken in 18, and are unchanged in five. First-quarter hiring confidence is strongest in India, Taiwan, Japan, Turkey and the United States. The weakest—and only negative—forecasts are reported in Brazil, Finland and France.

Workforce gains are forecast in 22 of 24 countries in the Europe, Middle East & Africa (EMEA) region. Hiring plans improve in 14 countries quarter-over-quarter and weaken in only seven. In a year-over-year comparison,

Outlooks improve in 12 countries and decline in eight. Once again, Turkish job seekers will likely benefit from the strongest employer hiring plans in the EMEA region. Additionally, employers in Slovakia report their most optimistic hiring plans since their survey was launched in Quarter 4 2011, while employers in Italy report their first positive hiring expectations since Quarter 1 2011. Employers in Finland and France report the upcoming quarter's weakest EMEA forecasts.

Payrolls are expected to increase in all eight Asia Pacific countries and territories. When compared to the prior quarter, Net Employment Outlooks improve in four countries and territories and decline in two. However, employer forecasts are trending weaker in a year-over-year comparison with the hiring pace expected to slow by varying margins in five countries and territories and strengthen in only two. For the second consecutive quarter, employers in India report the most optimistic forecast across the globe, while the region's weakest forecast is reported by employers in China.

Positive Outlooks are reported in nine of the 10 countries surveyed in the Americas. Hiring confidence strengthens in five countries and declines in four when compared to the final three months of 2015. Year-over-year, employers in five countries report improved hiring prospects, while those in the remaining five report weaker forecasts. For the third consecutive quarter employers in the United States report the strongest hiring plans in the Americas, and for the fourth consecutive quarter employers in Brazil report the weakest.

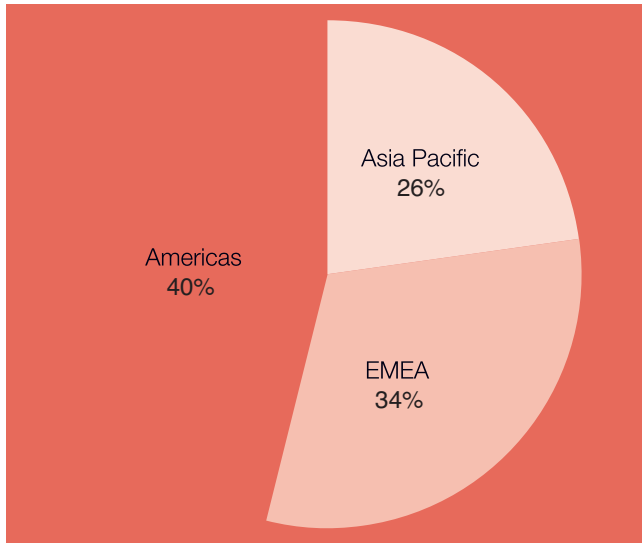
Full survey results for each of the 42 countries and territories included in this quarter's survey, plus regional and global comparisons, can be found at

www.manpowergroup.com/press/meos

The next Manpower Employment Outlook Survey will be released on 8 March 2016 and will detail expected labour market activity for the second quarter of 2016.

* Commentary is based on seasonally adjusted data where available. Data is not seasonally adjusted for Finland.

Survey Respondents by Region



Of the 58,329 employers interviewed for the Quarter 1 2016 research, 40% (23,352) of respondents come from 10 countries in the Americas; 26% (14,995) from eight countries and territories across Asia Pacific; and 34% (19,982) from 24 countries in EMEA.

International Comparisons – EMEA

This survey includes interviews with nearly 20,000 employers in 24 countries in the Europe, Middle East and Africa (EMEA) region. Employers in 22 of 24 countries plan to add to their payrolls during the January-March time frame, with forecasts improving in 14 countries in a quarter-over-quarter comparison and declining in seven. Outlooks improve in 12 countries year-over-year and decline in eight. The region's strongest first-quarter forecasts are reported in Turkey, Slovakia and Romania. The weakest forecasts are reported by Finnish and French employers.

Once again the strongest forecast is reported by employers in Turkey where outlooks are positive in all industry sectors and in all regions. One of every five employers surveyed intend to add to their workforce in the first three months of the year, with the strongest hiring plans reported by employers in the Finance, Insurance, Real Estate & Business Services sector.

Similarly upbeat hiring plans are reported by Slovakian employers where the forecast is the most optimistic since the country launched the survey in Q4 2011. For the seventh consecutive quarter, opportunities for job seekers are expected to be strongest in the Manufacturing sector where the country's automotive production subsector continues to boost demand for talent.

Hungary's first-quarter forecast is unchanged from the prior quarter and remains at its most optimistic level since the survey started there in Q3 2009. The hiring pace is also expected to remain steady in Romania driven, in part, by the strongest Wholesale & Retail Trade sector forecast since Q4 2012.

Meanwhile, workforce gains in Italy are expected to be modest, with the forecast inching into positive territory for the first time in five years. Prospects are strongest in the Wholesale & Retail Trade sector where employers report the most optimistic hiring plans since Q2 2008. Employer hiring plans in Greece also rebound into positive territory following a fourth-quarter downturn that was likely triggered by the bail out referendum.

Employer hiring confidence in the United Kingdom remains cautiously optimistic with the most favorable first-quarter hiring environment anticipated in the Finance & Business Services sector. Growing talent demand is also evident in the Transport, Storage & Communications sector where employers report their strongest first-quarter forecast since 2008.

Germany's outlook weakens slightly in comparison to the prior three months and last year at this time. For the third consecutive quarter employers in the Finance & Business Services sector anticipate the most positive hiring climate. Job prospects also improve slightly in the Manufacturing sector where increasing confidence among employers in chemical and pharmaceutical production is counteracting an expected hiring downturn in machinery and equipment manufacturing.

Job seekers throughout much of the rest of the region can expect some opportunities through the first three months of the year. Only those in France and Finland are expected to endure shrinking payrolls.

Austria

0 (+4)%



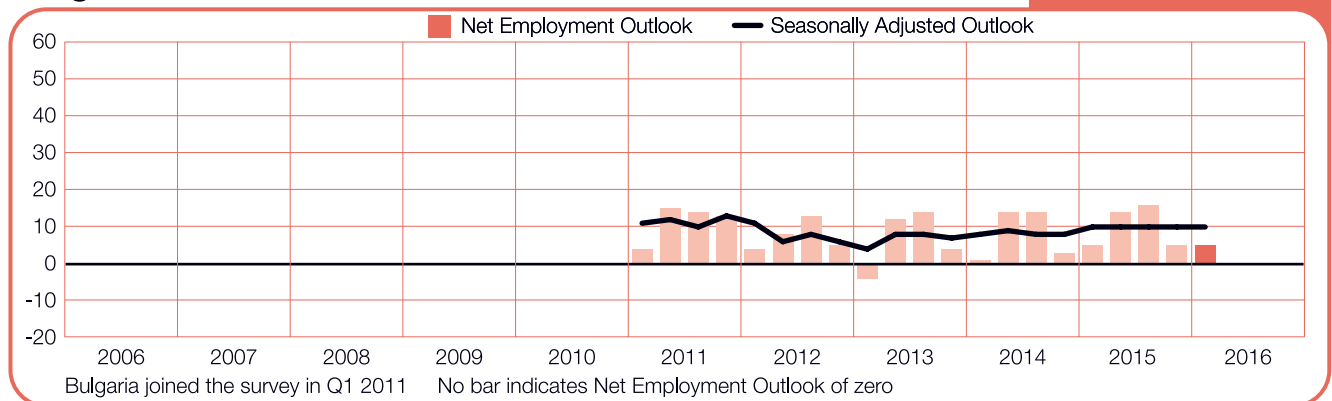
Belgium

+1 (+1)%



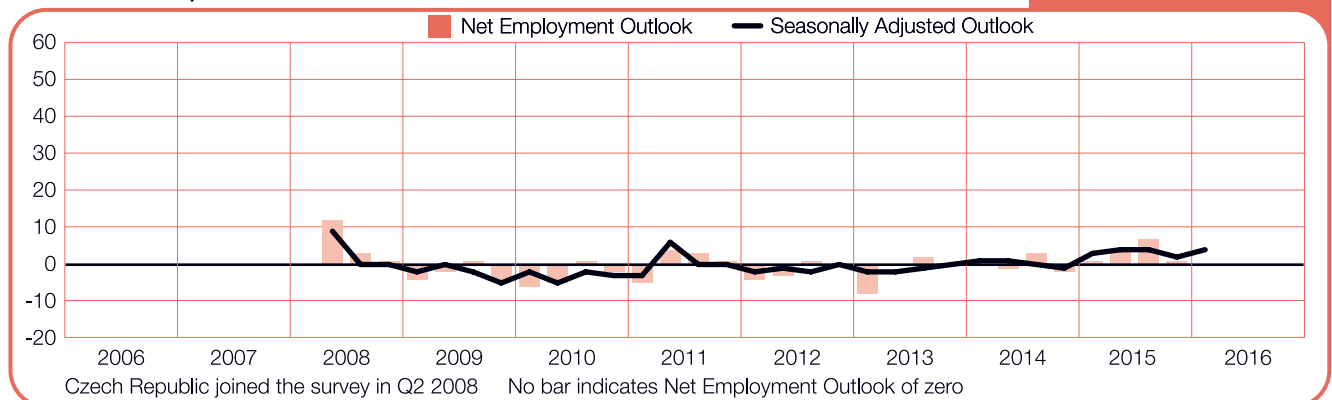
Bulgaria

+5 (+10)%



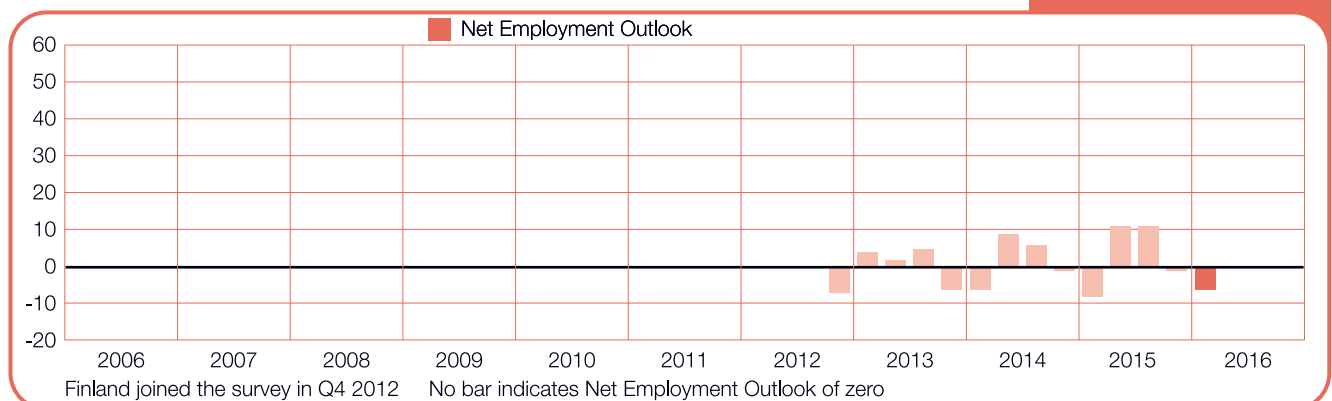
Czech Republic

0 (+4)%



Finland

-6%



France

-2 (-1)%



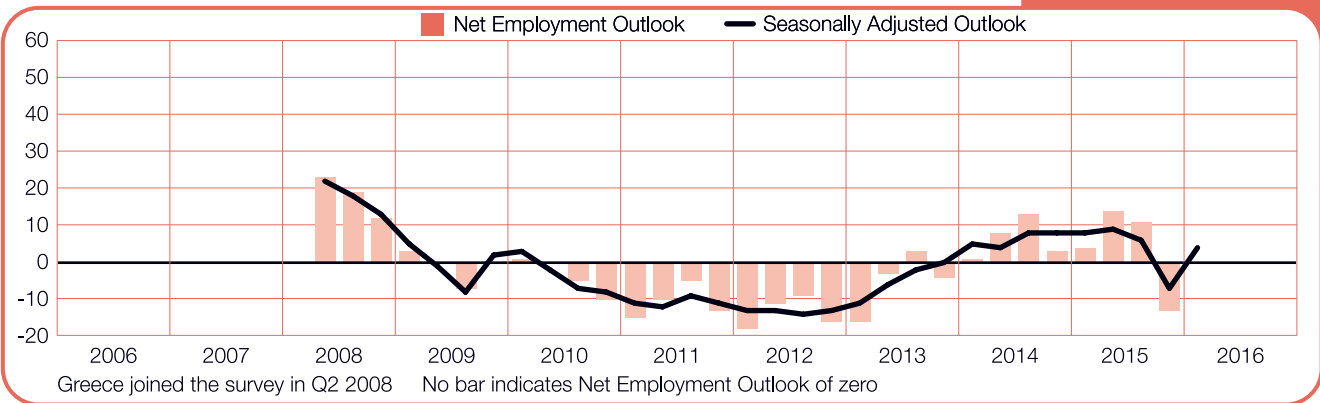
Germany

0 (+3)%



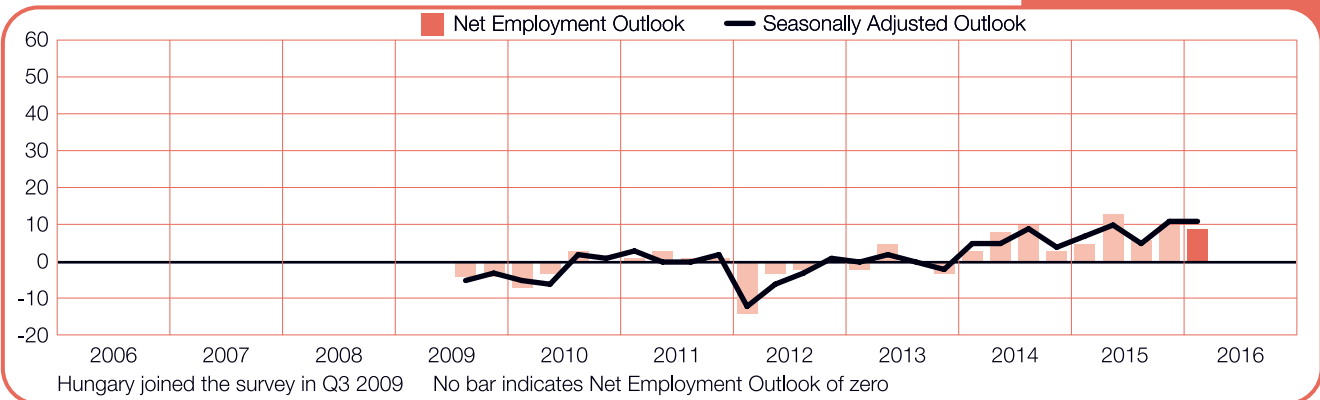
Greece

0 (+4)%



Hungary

+9 (+11)%



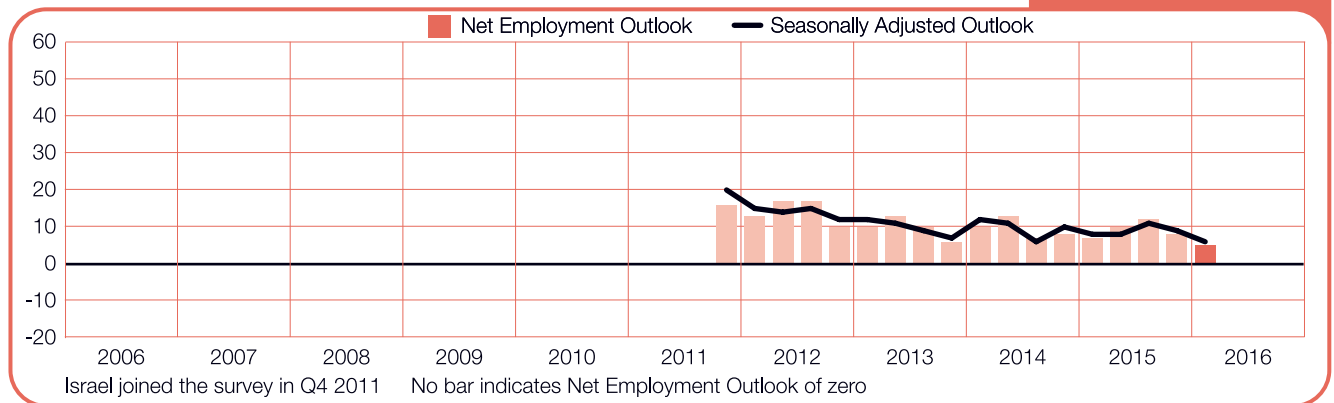
Ireland

+7 (+8)%



Israel

+5 (+6)%



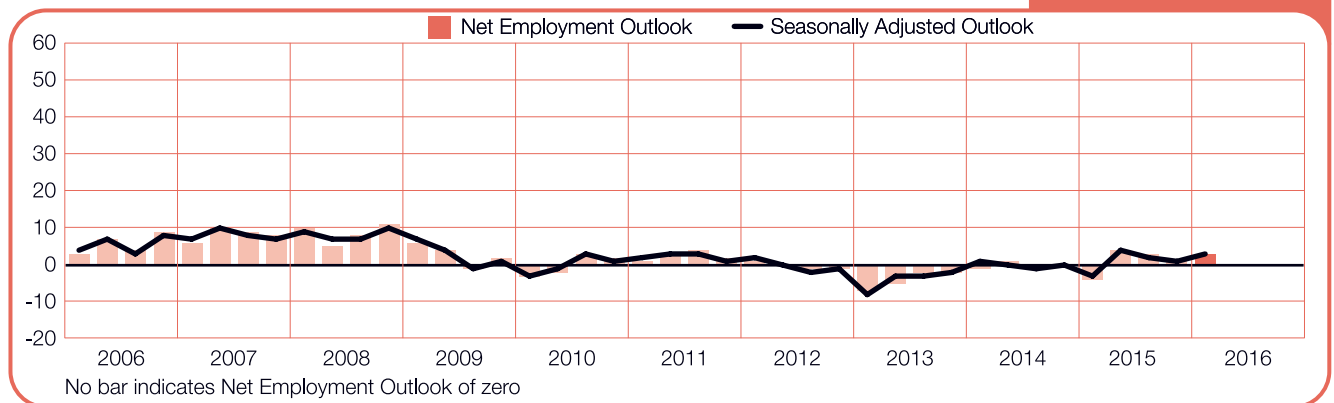
Italy

-1 (+1)%



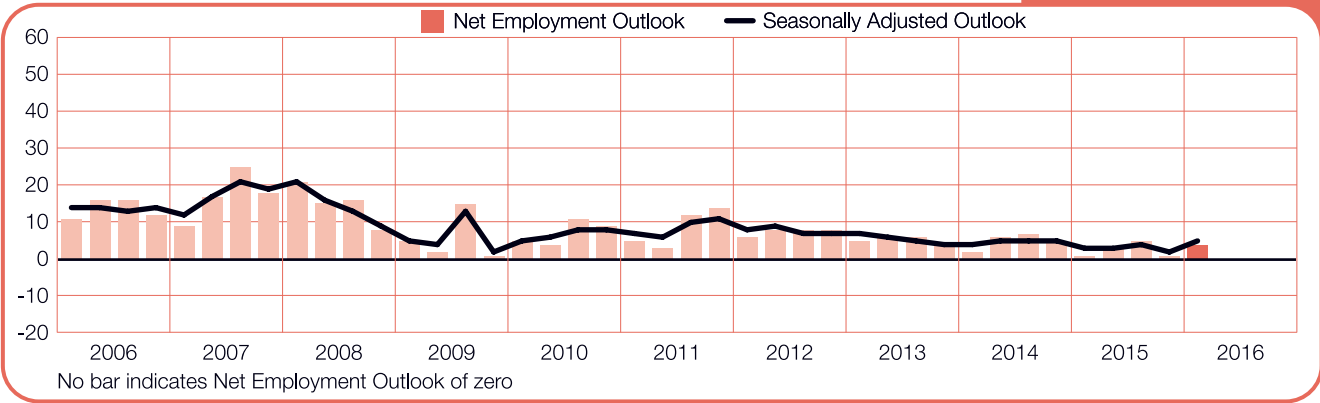
Netherlands

+3 (+3)%



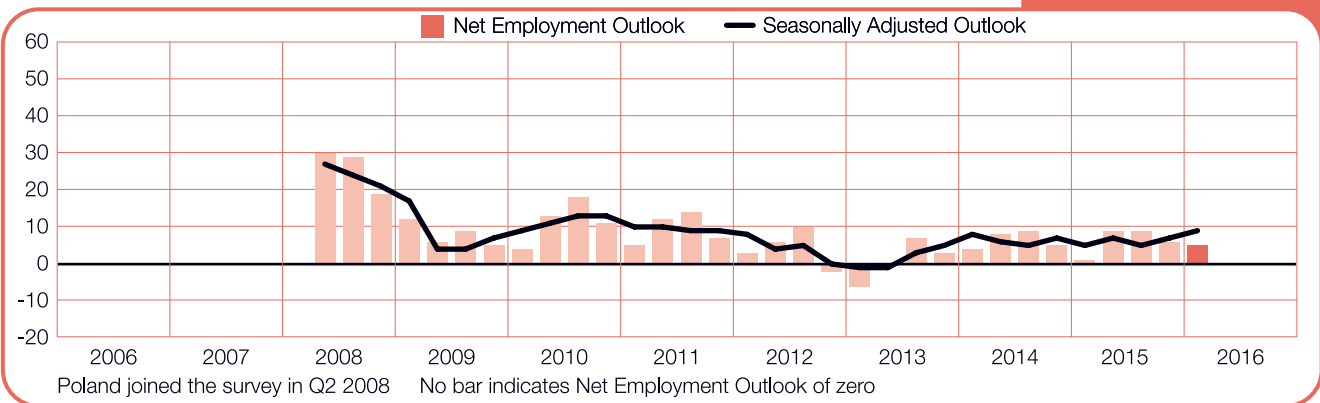
Norway

+4 (+5)%



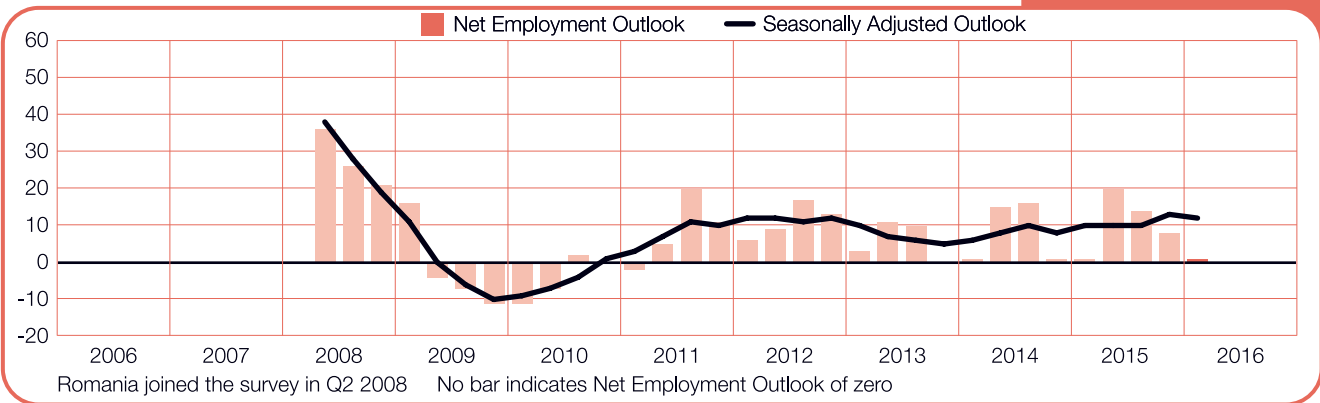
Poland

+5 (+9)%



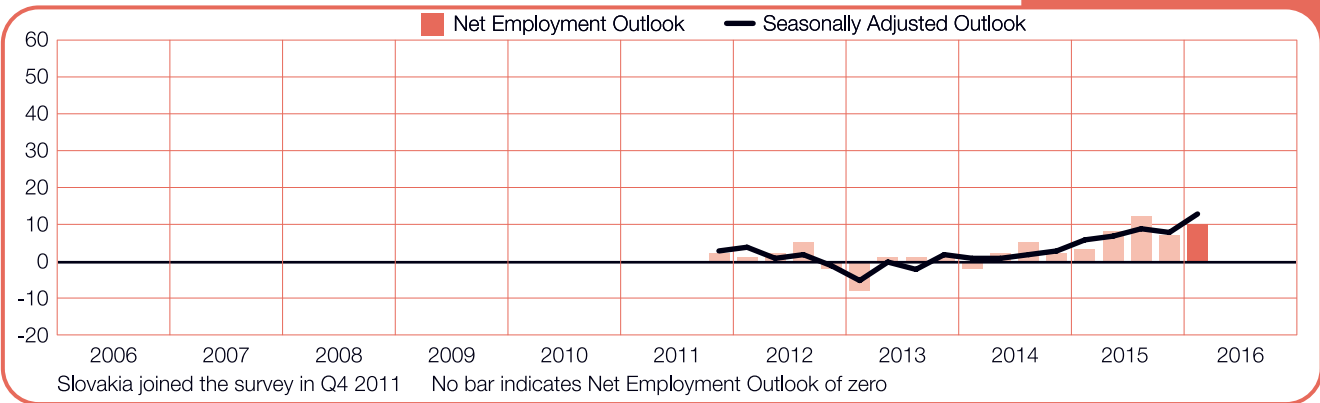
Romania

+1 (+12)%



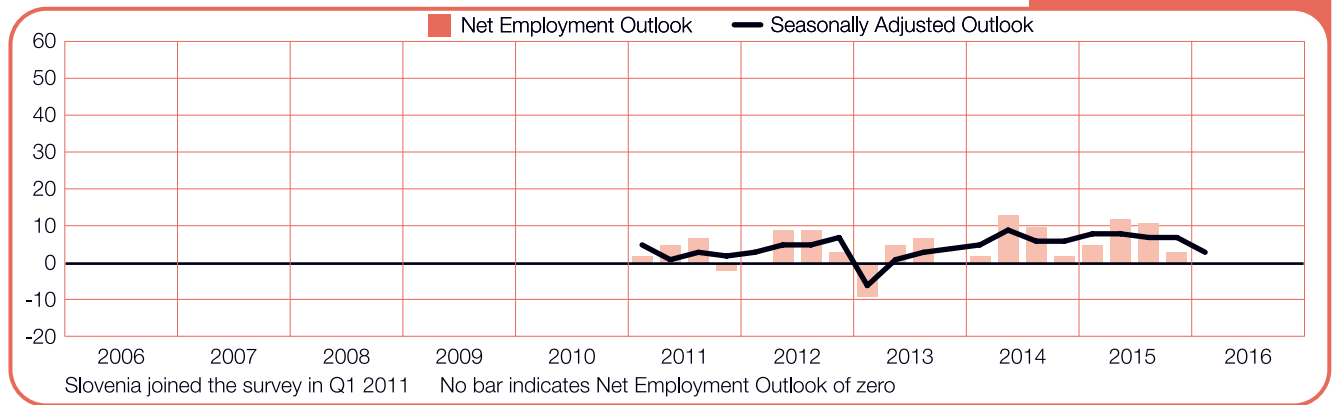
Slovakia

+10 (+13)%



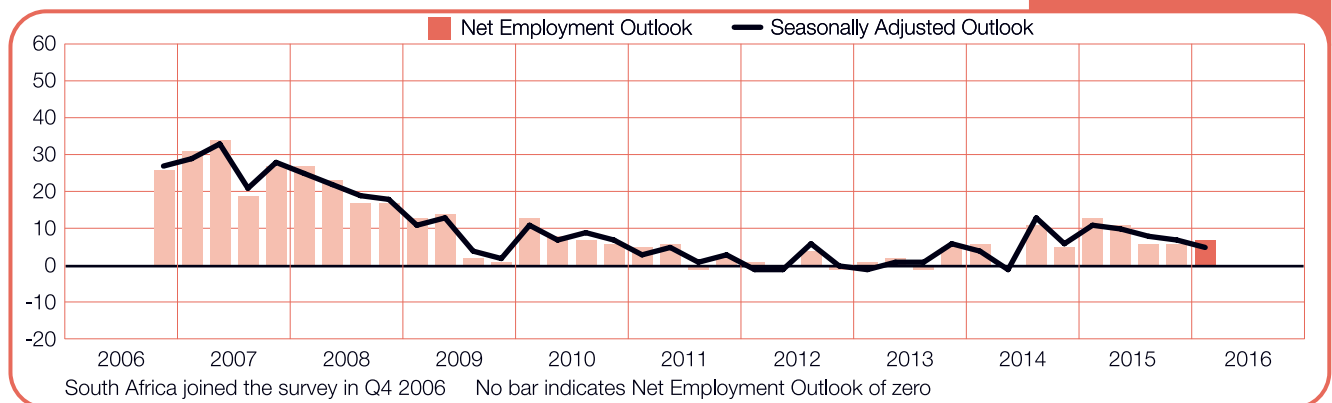
Slovenia

0 (+3)%



South Africa

+7 (+5)%



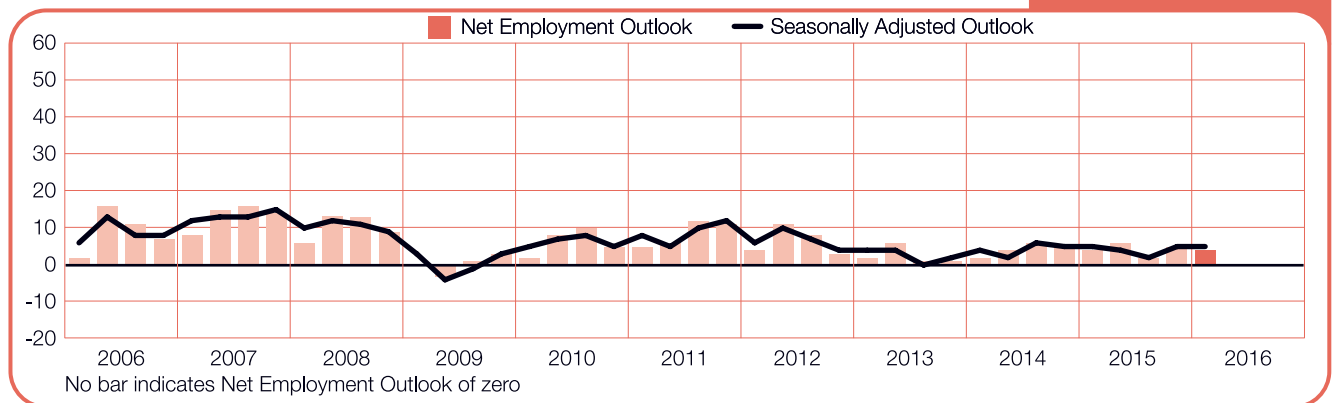
Spain

+1 (+4)%



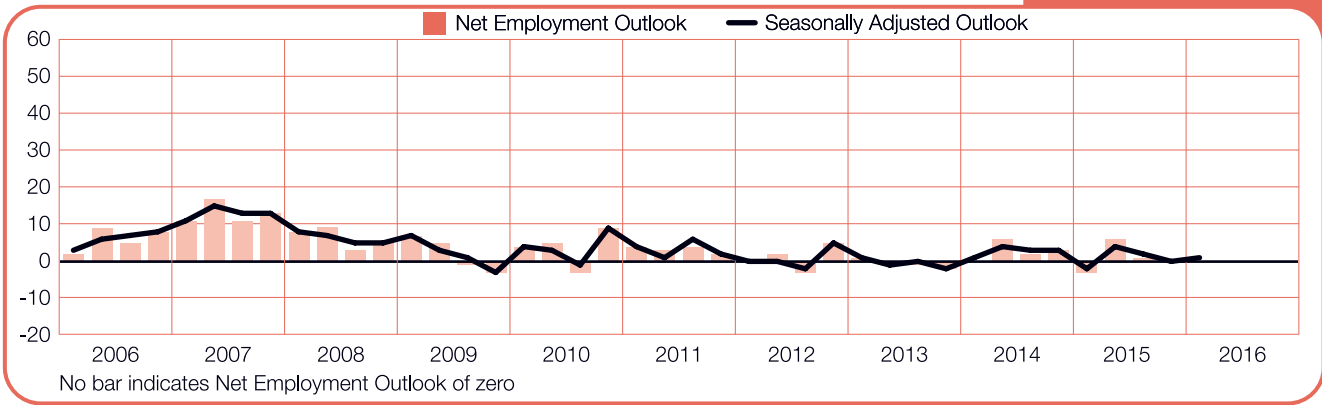
Sweden

+4 (+5)%



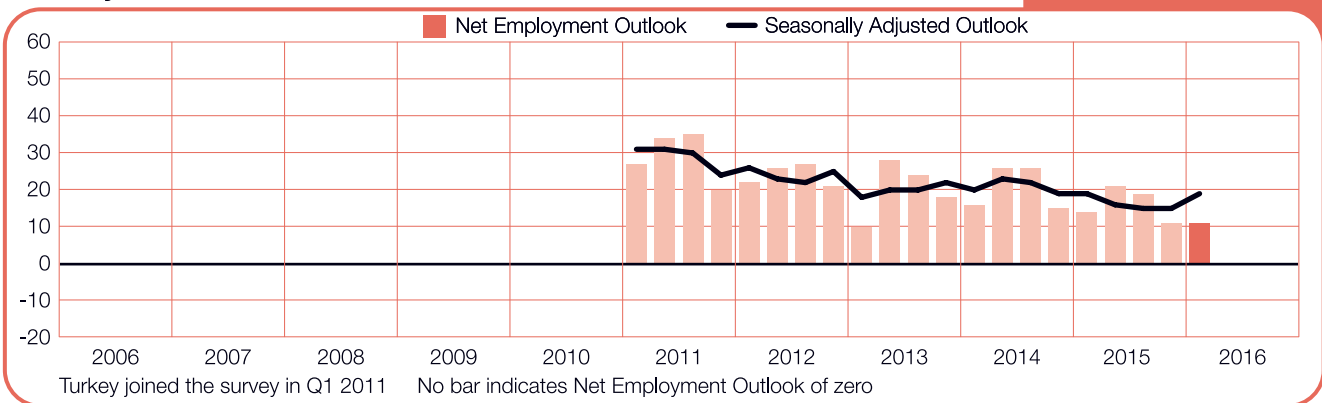
Switzerland

0 (+1)%



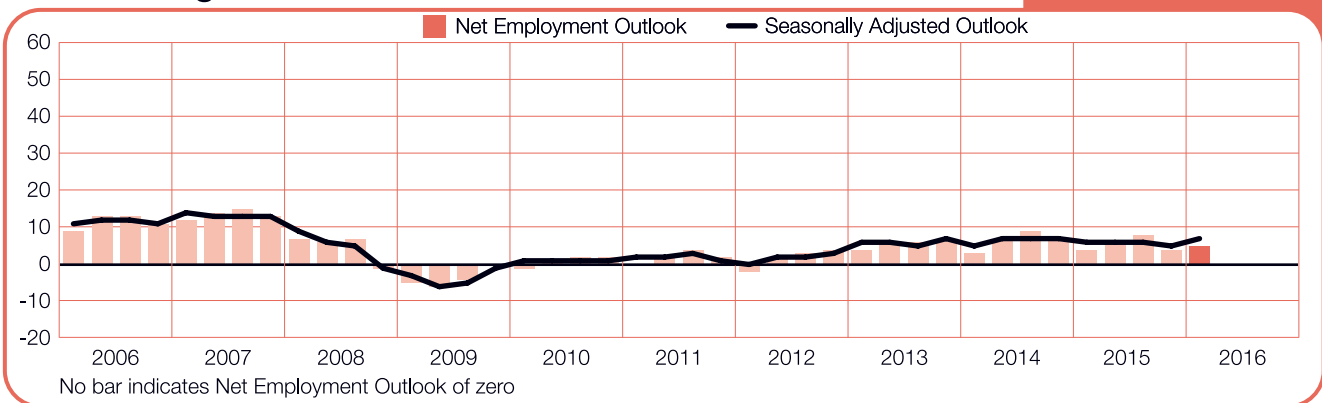
Turkey

+11 (+19)%



United Kingdom

+5 (+7)%



International Comparisons – Asia Pacific

Nearly 15,000 employers were interviewed in the Asia Pacific region. Employers in each of the eight countries and territories intend to add to their workforces over the next three months. The hiring pace is expected to strengthen in comparison to the prior quarter in four countries and territories, weaken in two and remain unchanged in two. When compared to Quarter 1 2015, forecasts strengthen in two, weaken in five and are unchanged in one. Employers in India and Taiwan report the strongest first-quarter hiring plans, while those in Australia and China report the weakest.

For the second consecutive quarter, employer confidence in India is stronger than in any of the other 41 countries and territories participating in the survey. More than four in 10 employers expect to add to their payrolls in the first three months of the year, and the hiring pace is expected to be vigorous in each of India's seven industry sectors.

Taiwan's hiring pace slows for the third consecutive quarter, and employer optimism dips to its least optimistic level since Q1 2010. Its key Manufacturing sector outlook also dips to its weakest level in six years as employers seek to align hiring plans to declining global demand in general, and weaker China demand in particular. However, overall hiring plans are solid, and Taiwan's forecast remains one of the most optimistic across the globe.

Opportunities for job seekers in Japan are expected to remain solid, particularly in the Mining & Construction sector where the first-quarter forecast matches the most optimistic outlook reported since the survey was launched.

Employers in China remain cautiously optimistic and expect some first-quarter payroll growth in all industry sectors and regions. Among the six industry sectors, the most favorable hiring environment is expected in the Services sector. However, a longer-term downward trend is evident with weaker job growth anticipated in each industry sector and region when compared year-over-year.

The ongoing slowdown in Australia's mining activity is exerting a ripple effect across many sectors and regions. However, there are signs that the country's transition to non-mining sectors of the economy is maintaining traction with positive forecasts in all sectors and regions, and steady job gains expected in the Finance, Insurance & Real Estate and the Services sectors.

Outlooks are uniformly positive in New Zealand. The labour markets in the Mining & Construction and the Finance, Insurance & Real Estate sectors remain the most active, driven by ongoing residential construction boom. However, the forecast for the first three months of 2016 is considerably weaker than at this time last year as employer hiring plans decline by varying degrees in each of the industry sectors and regions.

Elsewhere, employer confidence in Hong Kong is unchanged from the prior quarter and last year at this time. In Singapore the forecast is relatively stable when compared to Q4 2015, but declines in comparison to the first three months of 2015, with weaker hiring plans reported in six of seven industry sectors.

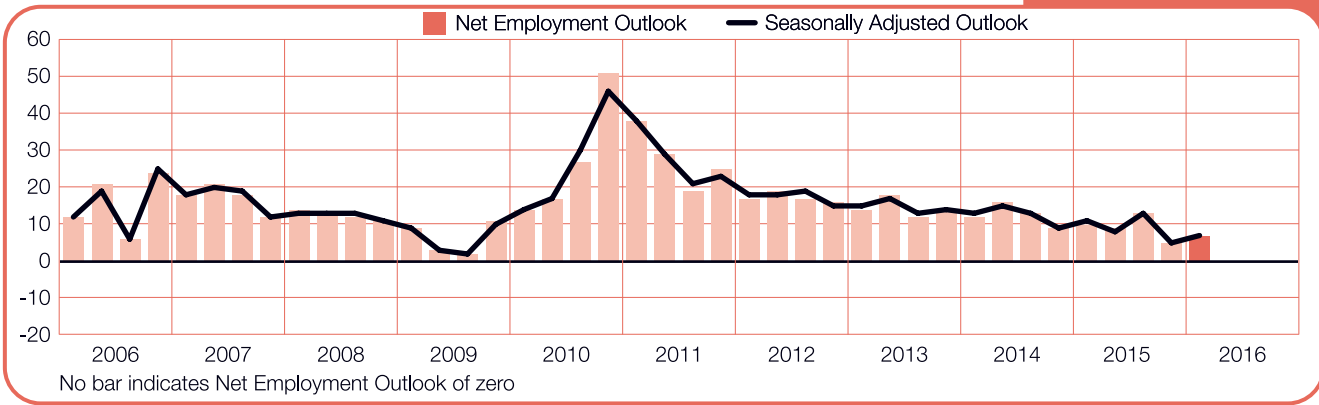
Austria

0 (+4)%



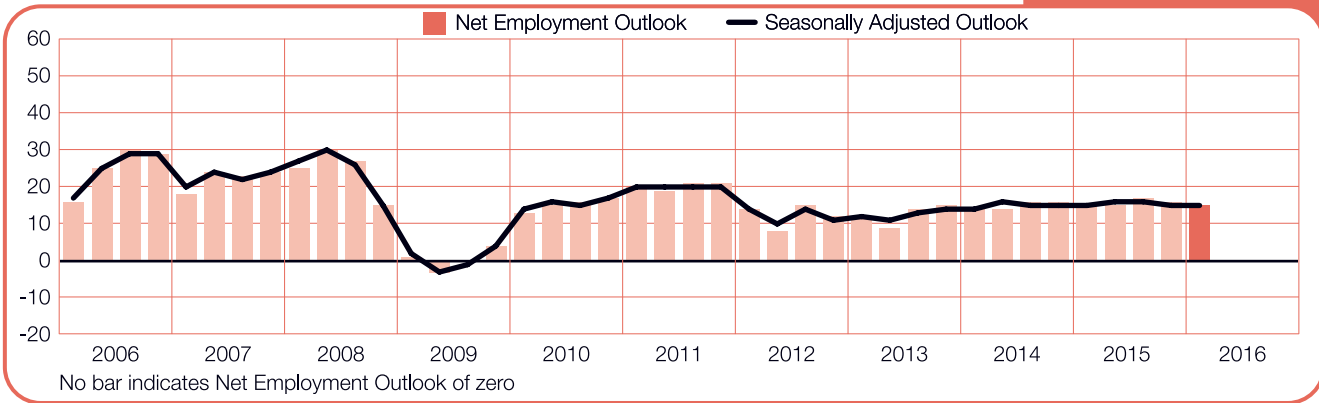
China

+7 (+7)%



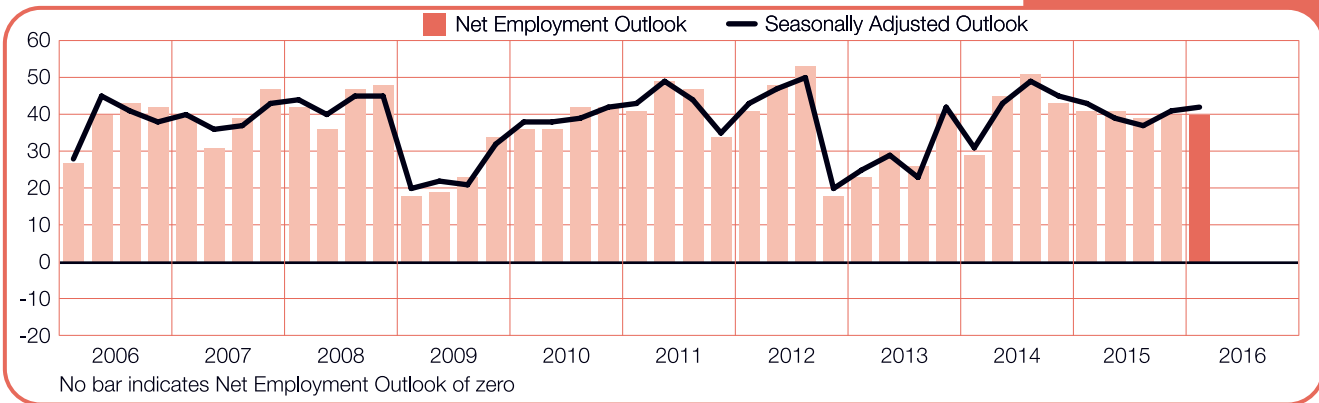
Hong Kong

+15 (+15)%



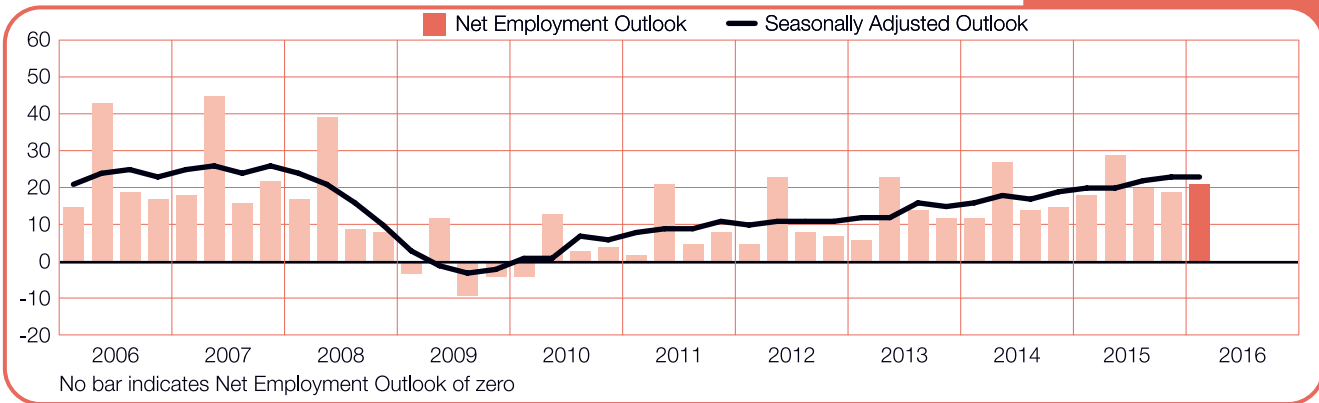
India

+40 (+42)%



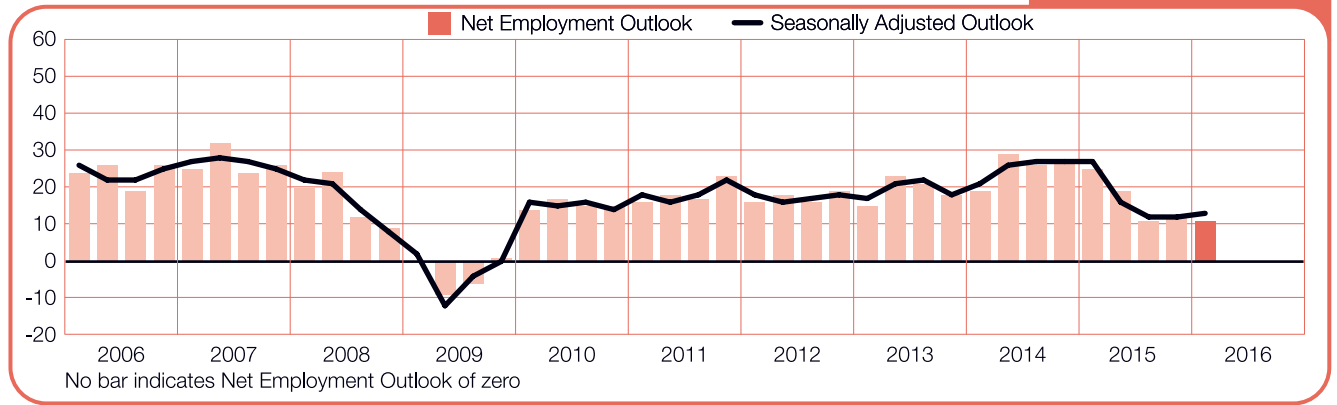
Japan

+21 (+23)%



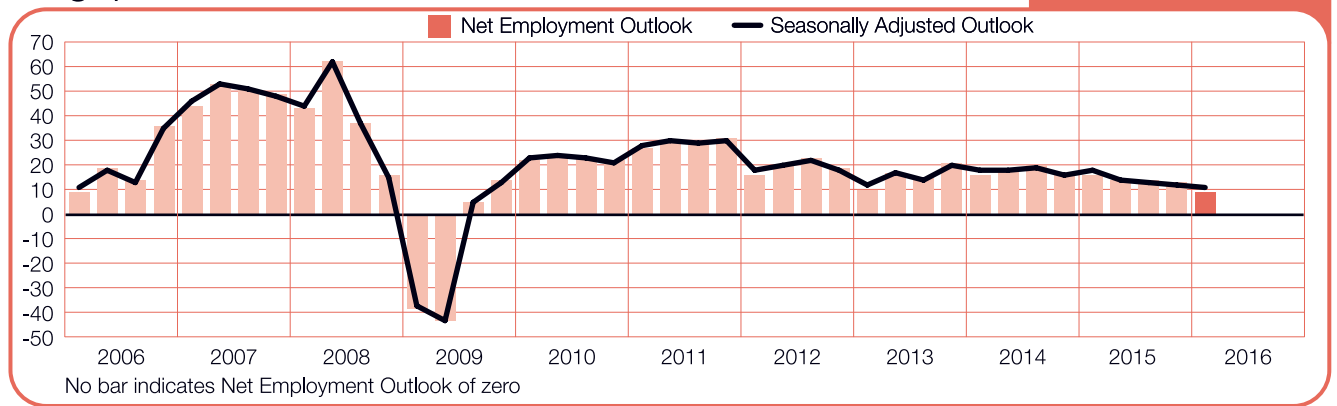
New Zealand

+11 (+13)%



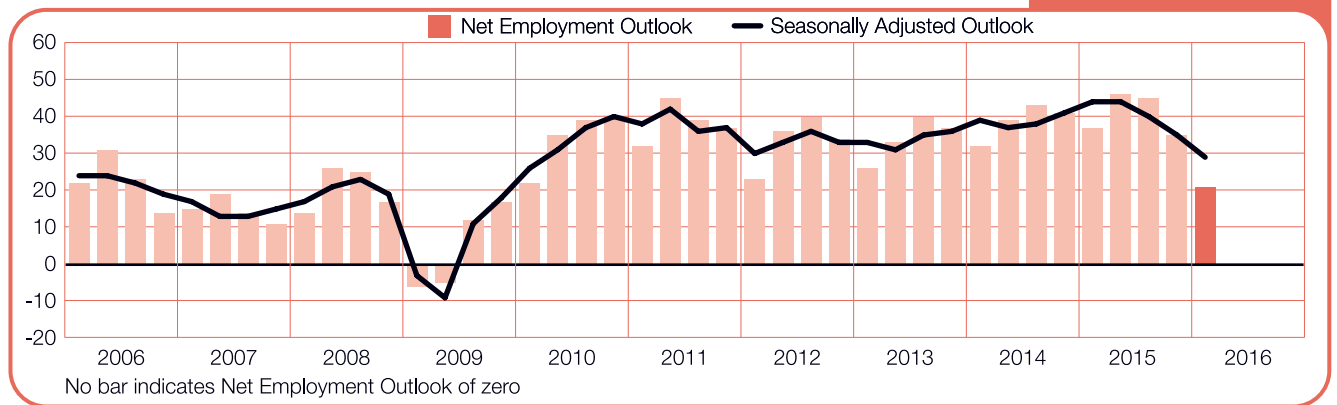
Singapore

+9 (+11)%



Taiwan

+21 (+29)%



International Comparisons – Americas

Over 23,000 employers from 10 countries throughout North, Central and South America were interviewed for the Quarter 1 2016 survey. Payrolls are expected to grow in all countries except Brazil where for the third consecutive quarter employers report negative hiring intentions. The region's forecasts are mixed when compared to prior reports, with Outlooks improving in five countries in both quarter-over-quarter and year-over-year comparisons.

Employers in the U.S. report the most optimistic hiring plans with one of every five employers expecting to add to their payrolls in the first three months of 2016. Employer optimism is strongest in the Leisure & Hospitality sector where one-third of employers intend to add to their workforces in the next three months. Active labour markets are also expected in the Transportation & Utilities and the Wholesale & Retail Trade sectors.

Costa Rican employers are similarly optimistic. Employers in the Construction sector expect the most active first-quarter hiring pace, with favorable hiring prospects also reported in the remaining five sectors.

Employer optimism in Mexico remains upbeat. Workforce gains are anticipated in each of the seven industry sectors. The strongest hiring plans are reported by employers in the Transport & Communications and Services sectors. A similar hiring pace is also expected in the Manufacturing sector where nearly one in five employers intends to add staff.

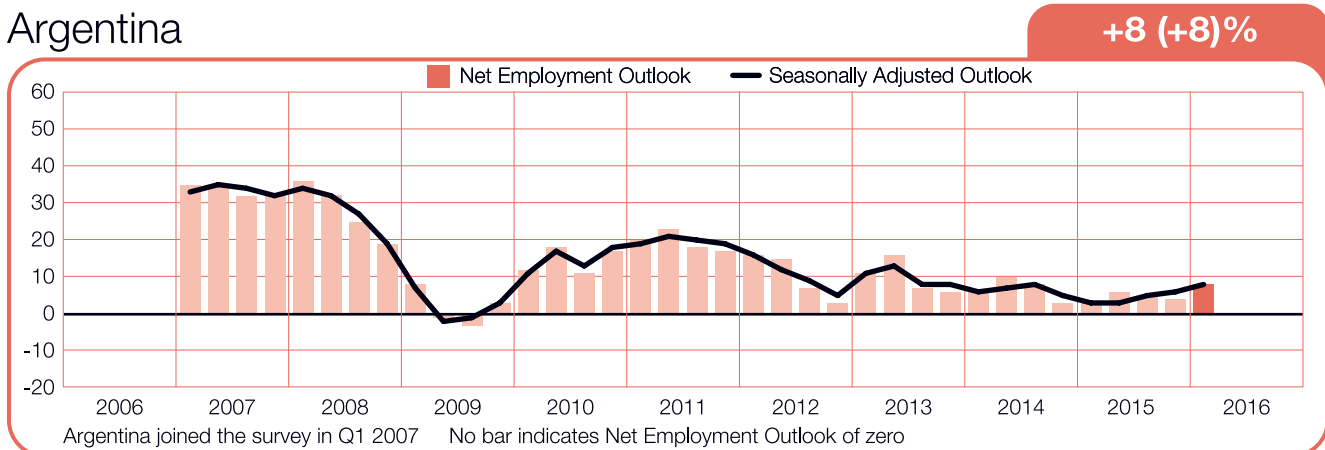
With the exception of the Mining sector where employers report negative hiring plans for the second

consecutive quarter, Canada's first-quarter forecasts are positive. Employer optimism is strongest in the Transportation & Utilities sector. Hiring in the Construction and the Manufacturing-Durables sectors is also expected to be steady, with forecasts in both sectors improving moderately from three months ago.

Peru's employers expect modest workforce gains in the first three months of the year, but hiring pace is expected to slow to its weakest level since Q3 2009. Employer confidence is weakened, in part, by the least optimistic Construction and Mining sector forecasts since the survey initiated separate sector reporting in early 2013. A similar story unfolds further north where Colombia's forecast, despite positive hiring plans reported in all but one industry sector, dips to its least optimistic level since Q4 2009. Meanwhile, Argentina's employers anticipate a modest uptick in hiring activity driven by considerable year-over-year gains in both the Construction and Wholesale & Retail Trade sector forecasts.

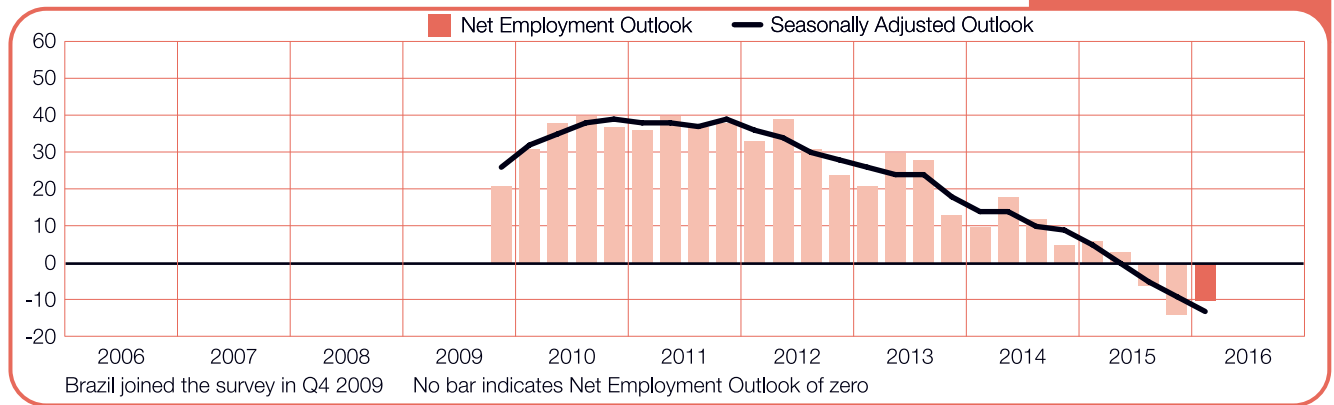
The gloomiest hiring climate is in Brazil where opportunities for job seekers remain dim as the country's forecast continues the steady decline that started in Q4 2011; the first-quarter survey results are the weakest reported since the survey started in Q4 2009. Additionally, Brazil's forecast is the least optimistic of the 42 countries and territories participating in the survey. Outlooks are negative in all five regions and in six of eight industry sectors, with positive forecasts reported in only the Finance, Insurance & Real Estate sector and the Public Administration/Education sector.

Argentina



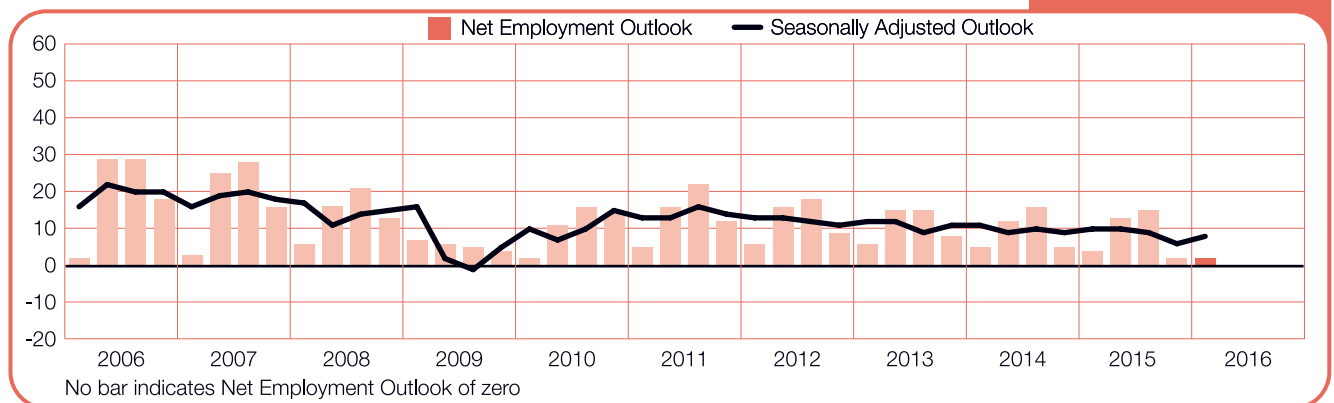
Brazil

-10 (-13)%



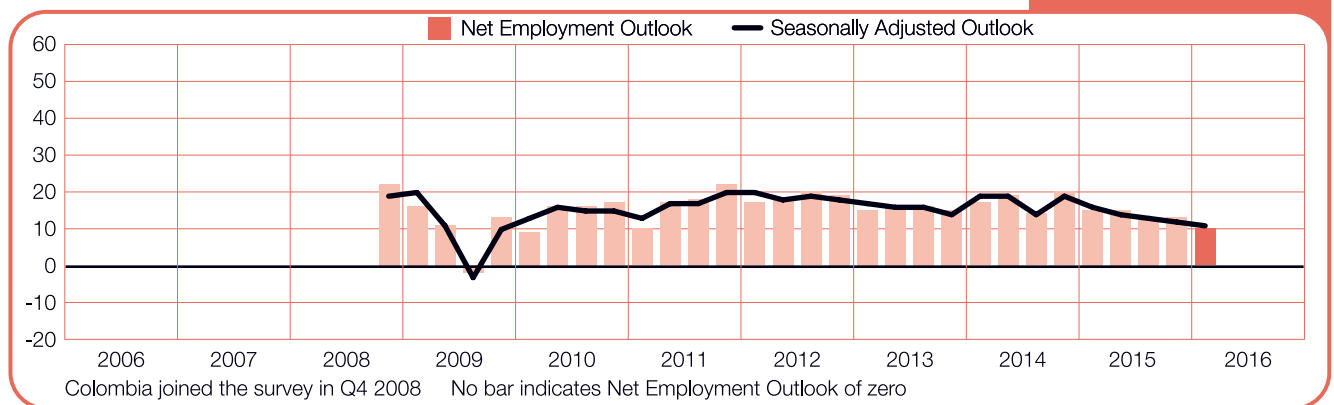
Canada

+2 (+8)%



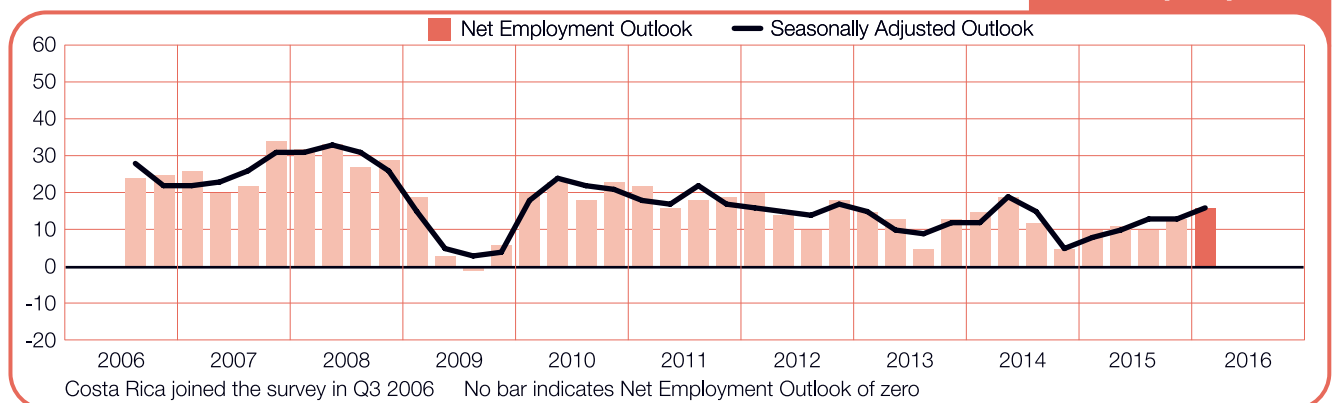
Colombia

+10 (+11)%



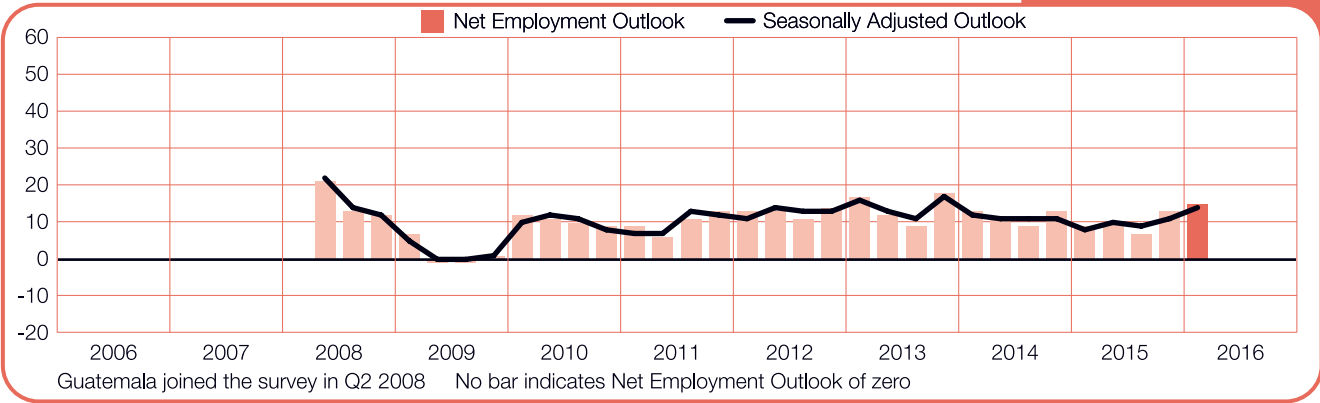
Costa Rica

+16 (+16)%



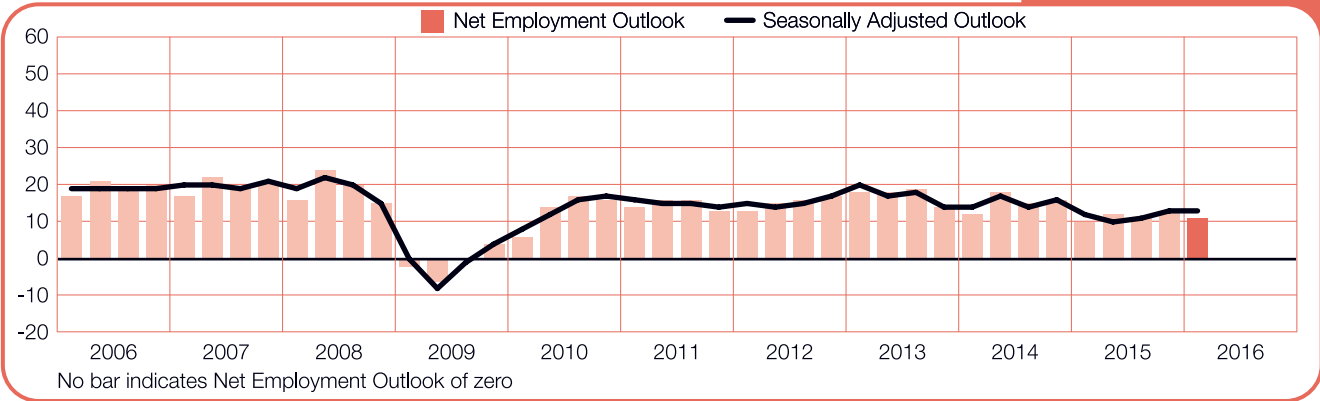
Guatemala

+15 (+14)%



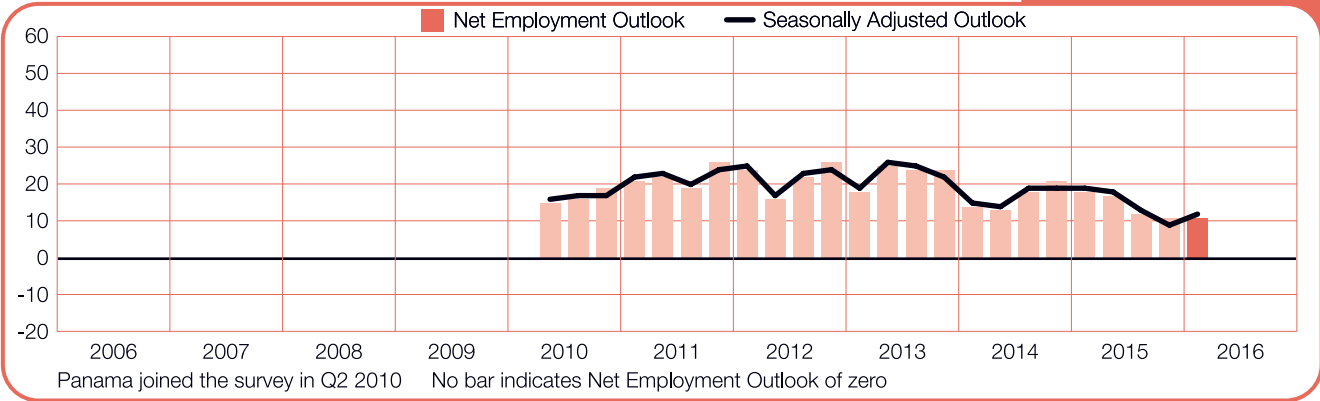
Mexico

+11 (+13)%



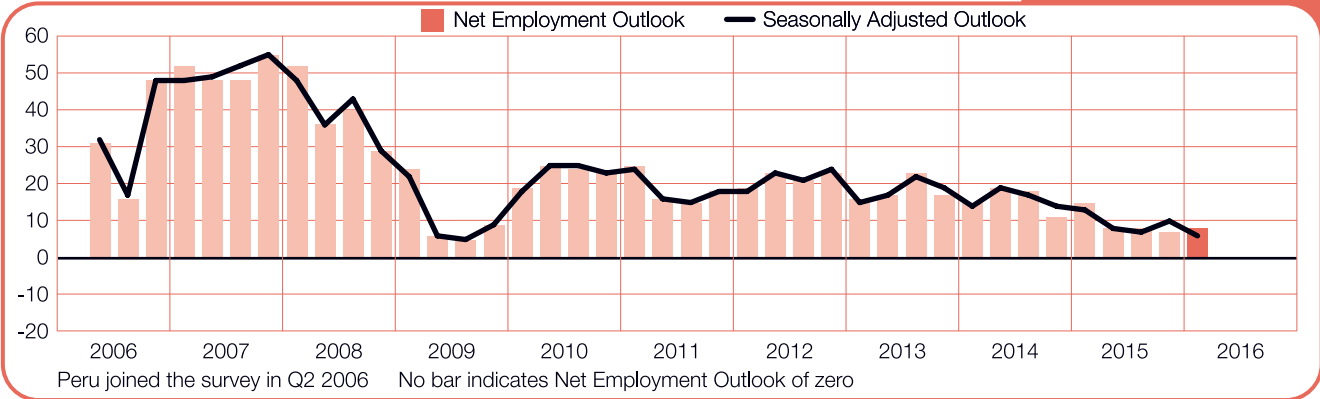
Panama

+11 (+12)%



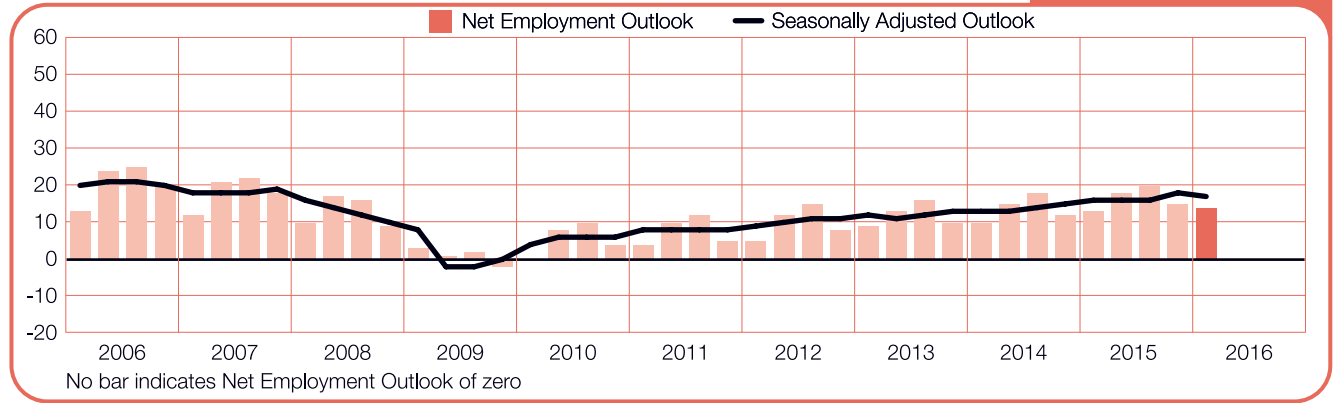
Peru

+8 (+6)%



United States of America

+14 (+17)%



About the Survey

The Manpower Employment Outlook Survey is conducted quarterly to measure employers' intentions to increase or decrease the number of employees in their workforces during the next quarter.

ManpowerGroup's comprehensive forecast of employer hiring plans has been running for more than 50 years and is one of the most trusted surveys of employment activity in the world. Various factors underpin the success of the Manpower Employment Outlook Survey:

Unique: It is unparalleled in its size, scope, longevity and area of focus.

Projective: The Manpower Employment Outlook Survey is the most extensive, forward-looking employment survey in the world, asking employers to forecast employment over the next quarter. In contrast, other surveys and studies focus on retrospective data to report on what occurred in the past.

Independent: The survey is conducted with a representative sample of employers from throughout the countries and territories in which it is conducted. The survey participants are not derived from ManpowerGroup's customer base.

Robust: The survey is based on interviews with over 58,000 public and private employers across 42 countries and territories to measure anticipated employment trends each quarter. This sample allows for analysis to be performed across specific sectors and regions to provide more detailed information.

Focused: For more than five decades the survey has derived all of its information from a single question:

For the Q1 2016 research, all employers participating in the survey worldwide are asked the same question, "How do you anticipate total employment at your location to change in the three months to the end of March 2016 as compared to the current quarter?"

Methodology

The Manpower Employment Outlook Survey is conducted using a validated methodology, in accordance with the highest standards in market research. The survey has been structured to be representative of each national economy. The margin of error for all national, regional and global data is not greater than +/- 3.9%.

Net Employment Outlook

Throughout this report, we use the term "Net Employment Outlook." This figure is derived by taking the percentage of employers anticipating an increase in hiring activity and subtracting from this the percentage of employers expecting to see a decrease in employment at their location in the next quarter. The result of this calculation is the Net Employment Outlook. Net Employment Outlooks for countries and territories that have accumulated at least 17 quarters of data are reported in a seasonally adjusted format unless otherwise stated.

Seasonal adjustments have been applied to the data for all participating countries except Finland. ManpowerGroup intends to add seasonal adjustments to the data for Finland once the requisite amount of historical data has been compiled.

Note that in Quarter 2 2008, ManpowerGroup adopted the TRAMO-SEATS method of seasonal adjustment for data.

About ManpowerGroup™

ManpowerGroup™ (NYSE: MAN) has been the world's workforce expert, creating innovative workforce solutions for more than 65 years. As workforce experts, we connect more than 600,000 people to meaningful work across a wide range of skills and industries every day. Through our ManpowerGroup family of brands — Manpower®, Experis®, Right Management® and ManpowerGroup® Solutions— we help more than 400,000 clients in 80 countries and territories address their critical talent needs, providing comprehensive solutions to resource, manage and develop talent. In 2015, ManpowerGroup was named one of the World's Most Ethical Companies for the fifth consecutive year and one of Fortune's Most Admired Companies, confirming our position as the most trusted and admired brand in the industry.

See how ManpowerGroup makes powering the world of work humanly possible: www.manpowergroup.com

About ManpowerGroup Ireland

Manpower is the global leader in contingent and permanent recruitment workforce solutions. Manpower has provided organisations in Ireland with a suite of staffing solutions for almost 40 years, working with organisations ranging from small and medium sized enterprises to multinational companies.

In the Human Age, where talent has replaced access to capital as the key competitive differentiator, Manpower Ireland leverages its trusted brand to develop a deep talent pool, providing clients with access to the people they need, fast.

Manpower Ireland creates powerful connections between organisations and the talent they need to enhance their competitiveness and unleash their workforce potential.

By creating these powerful connections, we help everybody achieve more than they imagined, and power the world of work.

Learn more, visit us at www.manpower.ie

Manpower, 8 Harcourt Street, Dublin 2.
Tel: (+) 353 1 645 5200
www.manpower.ie

© 2015, Manpower Inc. All rights reserved.