

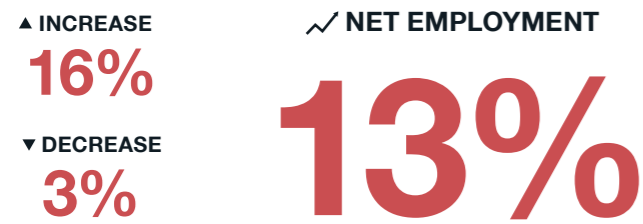
ManpowerGroup Employment Outlook Survey

PORTUGAL
1Q 2018

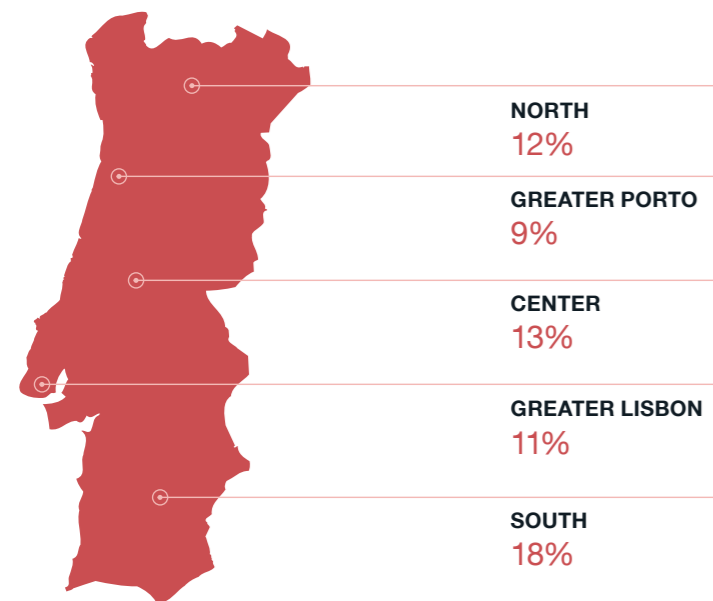


The ManpowerGroup Employment Outlook Survey for the first quarter 2018 was conducted by interviewing a representative sample of 627 employers in Portugal. All survey participants were asked, "How do you anticipate total employment at your location to change in the three months to the end of March 2018 as compared to the current quarter?" Full survey results for each of the 43 countries and territories included in this quarter's survey, plus regional and global comparisons, can be found at www.manpowergroup.com/meos

Net Employment Outlook

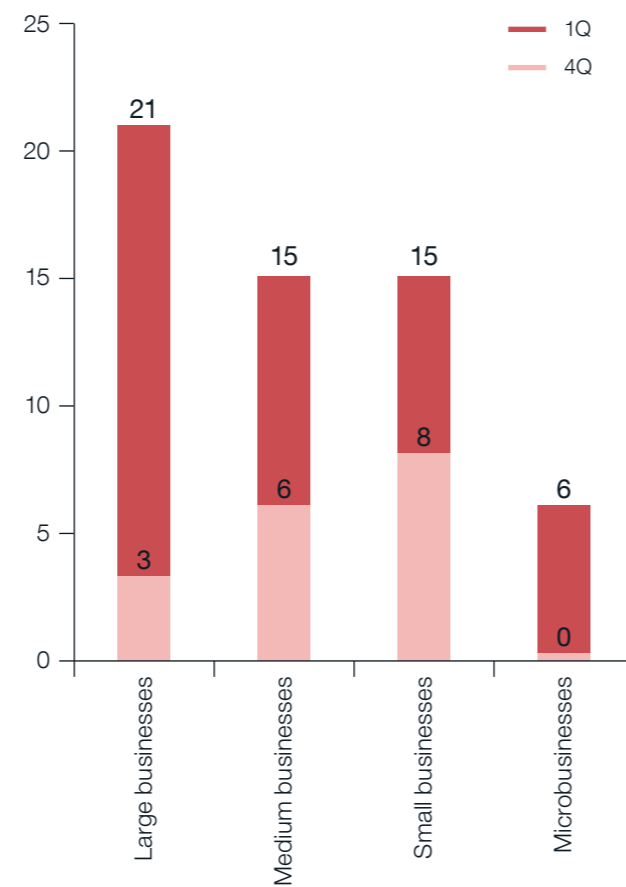


Regional comparison



Size comparison

Difference between 1Q 2018 and 4Q 2017



Sectorial comparison

21%

Agriculture, Hunting, Forestry & Fishing

12%

Construction

4%

Electricity, Gas & Water Supply

14%

Finance, Insurance, Real Estate & Business Services

11%

Manufacturing

12%

Public & Social

9%

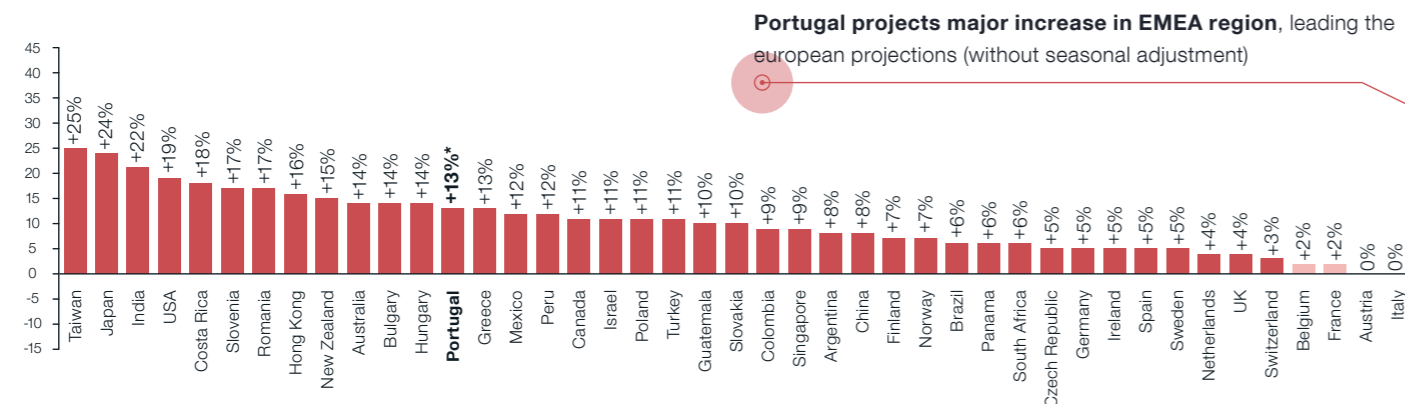
Restaurants & Hotels

30%

Transport, Storage & Communication

10%

Wholesale & Retail Trade



QUARTER-OVER-QUARTER



YEAR-OVER-YEAR



NOTABLE SHIFTS



NOTABLE SHIFTS



4Q 2017

1Q 2017

* Seasonal adjustments have been applied to the data for all participating countries except Portugal.