

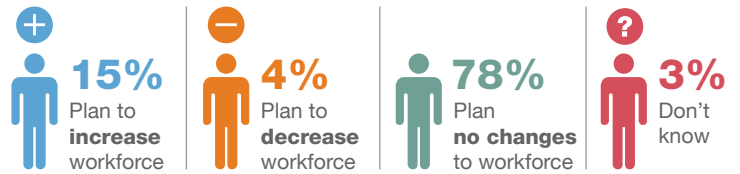
AUSTRALIA Q4 2017

+10% Australia's Q4 2017 Net Employment Outlook

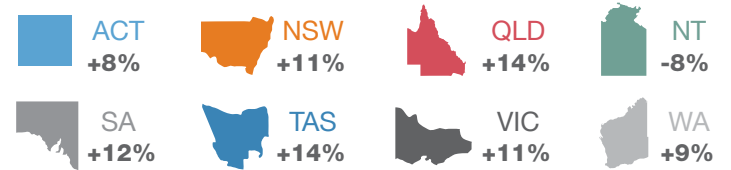


Over 1,500 Australian employers were asked:

How do you anticipate total employment at your location to change in three months to the end of December 2017 compared to the current quarter?



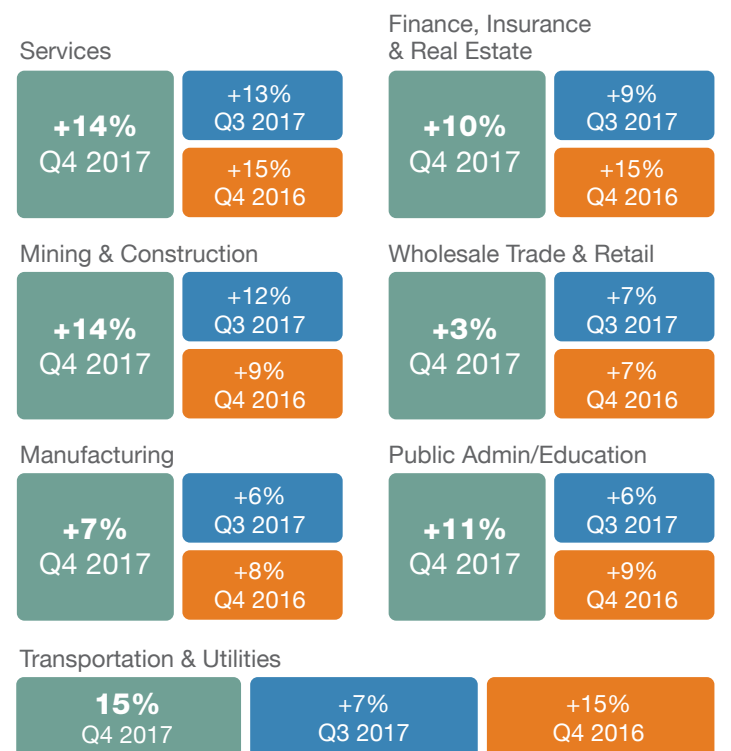
Q4 2017 Hiring intentions



Hiring intentions via organisation size:



Hiring intentions via sector:



Global Q4 2017 Net Employment Outlooks

Based on interviews with over **59,000** employers in **43** countries and territories

*Indicates unadjusted data