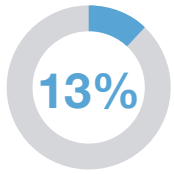


# WHERE ARE THE JOBS?

ManpowerGroup Employment Outlook Survey • Canada • Q2 2017

## 1,900+

Canadian employers shared their hiring plans for Q2 2017



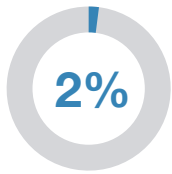
Plan to hire



Expect to let staff go



Plan to keep workforce levels steady



Are unsure about hiring plans

## JOBS OUTLOOK BY REGION



## JOBS OUTLOOK BY LOCAL AREA



Brampton, ON  
Kitchener/Cambridge, ON  
Cornwall, ON

Ottawa, ON  
Richmond-Delta, BC  
Burlington/Oakville, ON



Moncton, NB  
St. John's, NF  
Regina, SK

Windsor, ON  
London, ON  
Calgary, AB



## JOBS OUTLOOK BY INDUSTRY



Mining



Wholesale & Retail Trade



Construction



Transportation & Public Utilities

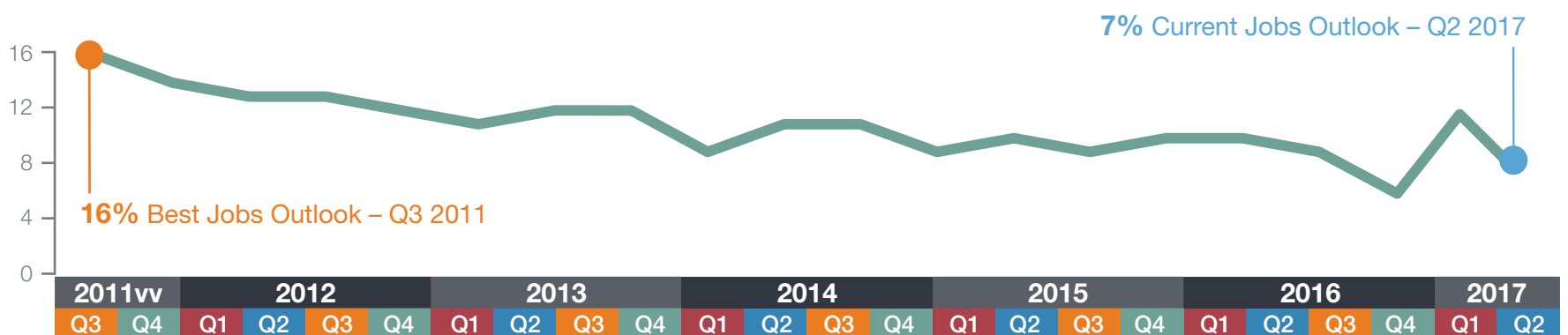


Public Administration



Finance, Insurance & Real Estate

## JOBS OUTLOOK NATIONALLY SINCE 2011



ManpowerGroup®

### What do the percentages mean?

The % of employers anticipating an increase in hiring  
– The % of employers expecting to decrease hiring

= Outlook Percentage

For more information about the ManpowerGroup Employment Outlook Survey, please visit [manpowergroup.ca/meos](http://manpowergroup.ca/meos)