



AUSTRALIA Q3 2017

+9%

Australia's Q3 2017
Net Employment Outlook

2016

2017

Q4

Q1

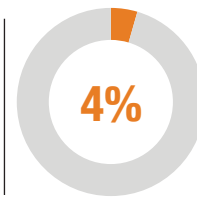
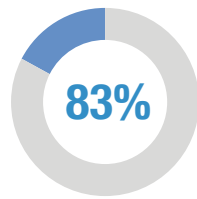
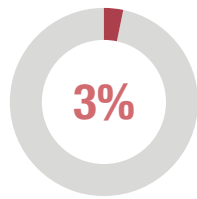
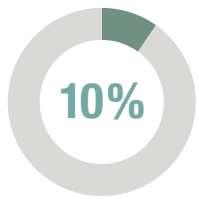
Q2

Q3

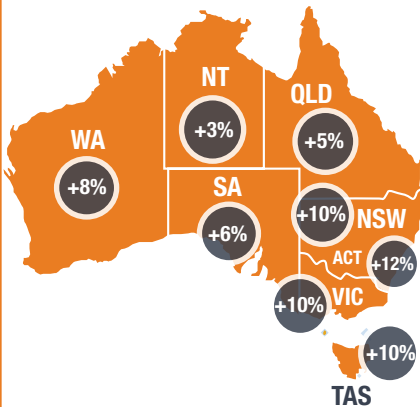


Over 1,500 Australian employers were asked:

How do you anticipate total employment at your location to change in three months to the end of September 2017 compared to the current quarter?



Q3 2017 Hiring intentions



Hiring intentions via organisation size

Micro



Small



Medium



Large



Hiring intentions via sector

Services



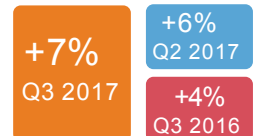
Finance, Insurance & Real Estate




Mining & Construction



Wholesale Trade & Retail



Manufacturing



Public Admin/Education

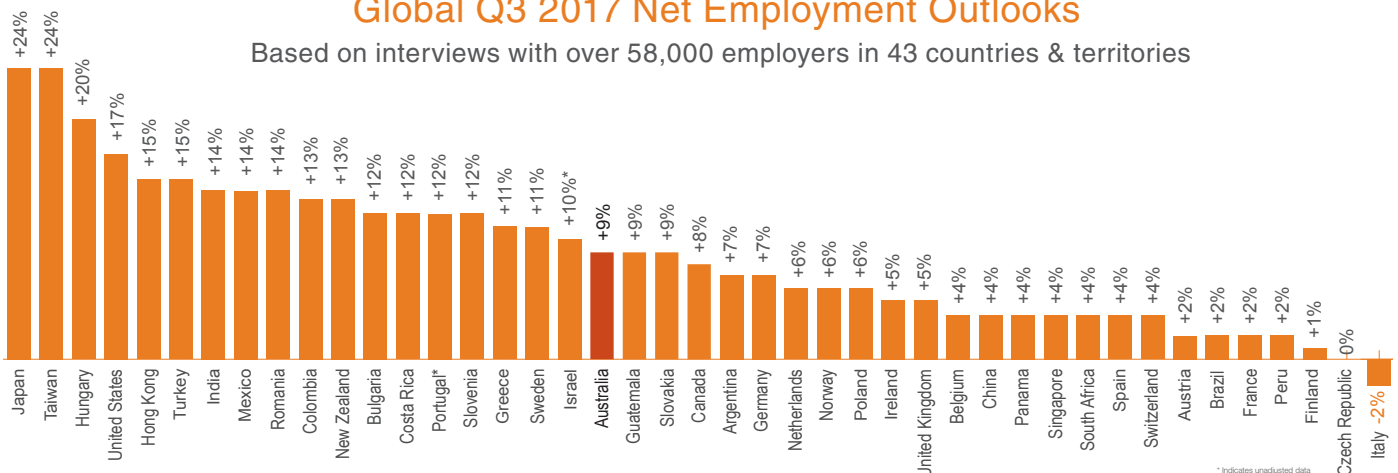


Transport & Utilities



Global Q3 2017 Net Employment Outlooks

Based on interviews with over 58,000 employers in 43 countries & territories



* Indicates unadjusted data