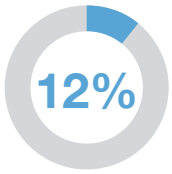


WHERE ARE THE JOBS?

ManpowerGroup Employment Outlook Survey • Canada • Q4 2017

1,900+

Canadian employers shared their hiring plans for Q4 2017



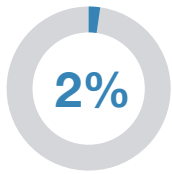
Plan to hire



Expect to let staff go



Plan to keep workforce levels steady



Are unsure about hiring plans

JOBS OUTLOOK BY REGION



JOBS OUTLOOK BY LOCAL AREA



Vancouver, BC
Burnaby/Coquitlam, BC
Richmond/Delta, BC

Toronto, ON
Windsor, ON
Halifax, NS



Niagara Falls, ON
York Region, ON
Northumberland County, ON

St. Catharines, ON
Laval, QC
Saint John, NB



JOBS OUTLOOK BY INDUSTRY



Public Administration



Finance, Insurance & Real Estate



Manufacturing – Durable Goods



Education

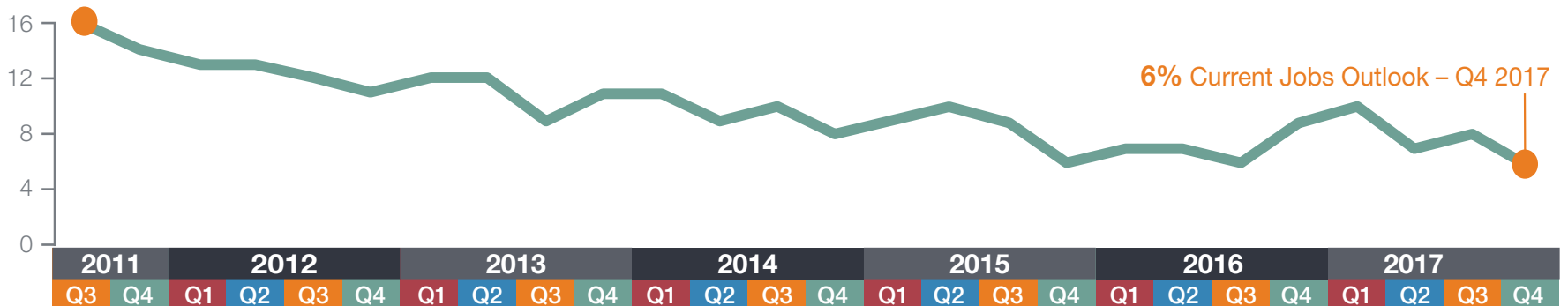


Manufacturing – Non-Durables



Mining

JOBS OUTLOOK NATIONALLY SINCE 2011



ManpowerGroup®

What do the percentages mean?

The % of employers anticipating an increase in hiring
– The % of employers expecting to decrease hiring

= Outlook Percentage

For more information about the ManpowerGroup Employment Outlook Survey, please visit manpowergroup.ca/meos