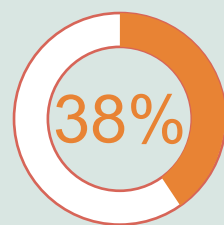
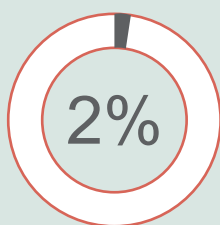
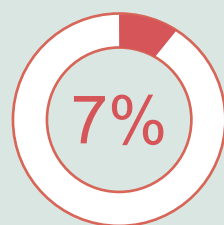
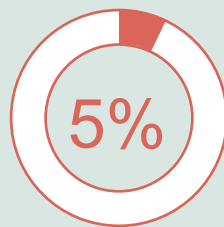
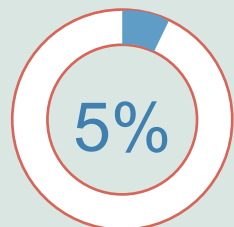


Hiring plans in China stand at the weakest level since 3Q 2009 but still positive in 4Q 2015

4th Quarter 2015

4,243

CHINA EMPLOYERS
SHARED THEIR HIRING PLANS
FOR Q4 2015



BEST AND WORST JOBS OUTLOOK NATIONALLY OVER THE PAST 10 YEARS

All data is seasonally adjusted



Sector Comparisons

SECTOR(SA)	Qtr on Qtr Change Q3 15 to Q4 15	Yr on Yr Change Q4 14 to Q4 15
Finance, Insurance & Real Estate +4%	↘ 5%	→ 0%
Manufacturing +5%	↘ 8%	↘ 5%
Mining & Construction +7%	↘ 3%	↘ 4%
Services +7%	↘ 7%	↘ 7%
Transportation & Utilities +6%	↘ 9%	↘ 4%
Wholesale & Retail Trade +5%	↘ 9%	↘ 4%

Regional Comparisons

Regional(SA)	Qtr on Qtr Change Q3 15 to Q4 15	Yr on Yr Change Q4 14 to Q4 15
NORTH(+6%)	↘ 4%	↘ 1%
BEIJING(+7%)	↘ 7%	↘ 2%
SOUTH(+6%)	↘ 9%	↘ 5%
GUANGZHOU(+6%)	↘ 7%	↘ 7%
SHENZHEN(+7%)	↘ 5%	↘ 4%
EAST(+4%)	↘ 7%	↘ 5%
SHANGHAI(+3%)	↘ 7%	↘ 6%
CENTRAL&WEST(+4%)	↘ 8%	↘ 6%
CHENGDU(+2%)	↘ 8%	↘ 6%

Organisation-Size Comparisons

